

Overview

Aruba 2930F Switch Series



Models

Aruba 2930F 24G 4SFP+ Switch	JL253A
Aruba 2930F 48G 4SFP+ Switch	JL254A
Aruba 2930F 24G PoE+ 4SFP+ Switch	JL255A
Aruba 2930F 48G PoE+ 4SFP+ Switch	JL256A
Aruba 2930F 8G PoE+ 2SFP+ Switch	JL258A
Aruba 2930F 24G 4SFP Switch	JL259A
Aruba 2930F 48G 4SFP Switch	JL260A
Aruba 2930F 24G PoE+ 4SFP Switch	JL261A
Aruba 2930F 48G PoE+ 4SFP Switch	JL262A

Key features

- Aruba Basic Layer 3 switch series with static, RIP and access OSPF routing, ACLs, and robust QoS
- Advanced security and network management tools like Aruba ClearPass Policy Manager and Aruba Airwave
- Convenient built-in 1GbE or 10GbE uplinks and up to 370W PoE+
- Ready for innovative SDN applications with OpenFlow support
- Simple deployment with Zero Touch Provisioning

Overview

Product overview

The Aruba 2930F Switch Series is designed for customers creating digital workplaces that are optimized for mobile users with an integrated wired and wireless approach. These basic Layer 3 access switches are easy to deploy and manage with advanced security and network management tools like Aruba ClearPass Policy Manager and Aruba AirWave. A powerful Aruba ProVision ASIC delivers performance and value with support of the latest SDN apps with future proof programmability for tomorrow's applications. The 2930F supports 10GbE uplinks, PoE+, robust QoS, RIP routing, and IPv6 with no software licensing required.

The Aruba 2930F Switch Series provides a convenient and cost-effective access switch solution that can be quickly set up with Zero Touch Deployment and built-in 10GbE uplinks. The robust basic Layer 3 feature set includes a limited lifetime warranty.

Features and benefits

Software-defined networking

- OpenFlow
supports OpenFlow 1.0 and 1.3 specifications to enable SDN by allowing separation of the data (packet forwarding) and control (routing decision) paths

Unified Wired and Wireless

- ClearPass Policy Manager support
unified wired and wireless policies using Aruba ClearPass Policy Manager
- Switch auto-configuration
automatically configures switch for different settings such as VLAN, CoS, PoE max power, and PoE priority when an Aruba access point is detected.
- User role
defines a set of switch-based policies in areas such as security, authentication, and QoS. A user role can be assigned to a group of users or devices, using switch configuration or ClearPass
- Per-port tunneled node
provides a secured tunnel to transport network traffic on a per-port basis to an Aruba Controller. Authentication and network policies will be applied and enforced at the Controller
- HTTP redirect function
supports HPE Intelligent Management Center (IMC) bring your own device (BYOD) solution

Quality of Service (QoS)

- Traffic prioritization (IEEE 802.1p)
allows real-time traffic classification into eight priority levels mapped to eight queues
- Layer 4 prioritization
enables prioritization based on TCP/UDP port numbers
- Class of Service (CoS)
sets the IEEE 802.1p priority tag based on IP address, IP Type of Service (ToS), Layer 3 protocol, TCP/UDP port number, source port, and DiffServ
- Rate limiting
sets per-port ingress enforced maximums and per-port, per-queue minimums
- Large buffers:
Provide graceful congestion management

Connectivity



Overview

- Flexible 10 Gb/s Ethernet connectivity
Four fixed 10 Gigabit ports (SFP+) available
- Auto-MDIX
provides automatic adjustments for straight-through or crossover cables on all 10/100 and 10/100/1000 ports
- IEEE 802.3at Power over Ethernet (PoE+)
provides up to 30 W per port that allows support of the latest PoE+-capable devices such as IP phones, wireless access points, and security cameras, as well as any IEEE 802.3af-compliant end device; eliminates the cost of additional electrical cabling and circuits that would otherwise be necessary in IP phone and WLAN deployments
- Pre-standard PoE support
detects and provides power to pre-standard PoE devices
- IPv6
 - IPv6 host
enables switches to be managed in an IPv6 network
 - Dual stack (IPv4 and IPv6)
transitions from IPv4 to IPv6, supporting connectivity for both protocols
 - MLD snooping
forwards IPv6 multicast traffic to the appropriate interface
 - IPv6 ACL/QoS
supports ACL and QoS for IPv6 network traffic
 - IPv6 routing
supports static and RIPng protocols
 - Security
provides RA guard, DHCPv6 protection, dynamic IPv6 lockdown, and ND snooping

Performance

- Energy-efficient design
 - 80 PLUS Silver Certified power supply
increases power efficiency and savings
 - Energy-efficient Ethernet (EEE) support
reduces power consumption in accordance with IEEE 802.3az
- HPE/Aruba ASIC architecture
is designed with the latest HPE/Aruba ASIC, providing very low latency, increased packet buffering, and adaptive power consumption
- Selectable queue configurations
allows for increased performance by selecting the number of queues and associated memory buffering that best meet the requirements of the network applications

Convergence

- IP multicast snooping and data-driven IGMP
automatically prevent flooding of IP multicast traffic
- LLDP-MED (Media Endpoint Discovery)
defines a standard extension of LLDP that stores values for parameters such as QoS and VLAN to automatically configure network devices such as IP phones
- IEEE 802.1AB Link Layer Discovery Protocol (LLDP)
facilitates easy mapping using network management applications with LLDP automated device discovery protocol
- PoE and PoE+ allocations



Overview

support multiple methods (automatic, IEEE 802.3at dynamic, LLDP-MED fine grain, IEEE 802.3af device class, or user-specified) to allocate and manage PoE/PoE+ power for more efficient energy savings

- Local MAC Authentication
assigns attributes such as VLAN and QoS using locally configured profile that can be a list of MAC prefixes

Resiliency and high availability

- IEEE 802.1s Multiple Spanning Tree
provides high link availability in multiple VLAN environments by allowing multiple spanning trees; provides legacy support for IEEE 802.1d and IEEE 802.1w
- IEEE 802.3ad link-aggregation-control protocol (LACP) and port trunking
support up to 26 static, dynamic, or distributed trunks active across a stack, with each trunk having up to eight links (ports) per static trunk
- SmartLink
provides easy-to-configure link redundancy of active and standby links

Management

- SNMPv1, v2, and v3
provide complete support of SNMP; provide full support of industry-standard Management Information Base (MIB) plus private extensions; SNMPv3 supports increased security using encryption
- Zero-Touch Provisioning (ZTP)
simplifies installation of the switch infrastructure using the Aruba Activate-based or a DHCP-based process with AirWave Network Management

Manageability

- Dual flash images
provides independent primary and secondary operating system files for backup while upgrading
- Friendly port names
allow assignment of descriptive names to ports
- Find-Fix-Inform
finds and fixes common network problems automatically, then informs administrator
- Multiple configuration files
allow multiple configuration files to be stored to a flash image
- Software updates
free downloads from the Web
- RMON, XRMON, and sFlow
provide advanced monitoring and reporting capabilities for statistics, history, alarms, and events
- Troubleshooting
ingress and egress port monitoring enable network problem solving
- Unidirectional link detection (UDLD)
monitors the link between two switches and blocks the ports on both ends of the link if the link goes down at any point between the two devices

Layer 2 switching

- VLAN Support and Tagging
supports IEEE 802.1Q (4094 VLAN IDs) and 2K VLANs simultaneously
- Jumbo packet support
improves the performance of large data transfers; supports frame size of up to 9220 bytes



Overview

- IEEE 802.1v protocol VLANs
isolate select non-IPv4 protocols automatically into their own VLANs
- Rapid Per-VLAN Spanning Tree (RPVST+)
allows each VLAN to build a separate spanning tree to improve link bandwidth usage; is compatible with PVST+
- GVRP and MVRP
allows automatic learning and dynamic assignment of VLANs
- VxLAN
encapsulation (tunneling) protocol for overlay network that enables a more scalable virtual network deployment

Layer 3 services

- DHCP server
centralizes and reduces the cost of IPv4 address management

Layer 3 routing

- Static IP routing
provides manually configured routing; includes ECMP capability
- 256 static and 10,000 RIP routes
facilitate segregation of user data, without adding external hardware
- Routing Information Protocol (RIP)
provides RIPv1, RIPv2, and RIPv6 routing
- Access OSPF
provides OSPFv2 and OSPFv3 protocols for routing between access and the next layer on the LAN. One OSPF area and up to eight interfaces are supported

Security

- Multiple user authentication methods
 - IEEE 802.1X
uses an IEEE 802.1X supplicant on the client in conjunction with a RADIUS server to authenticate in accordance with industry standards
 - Web-based authentication
provides a browser-based environment, similar to IEEE 802.1X, to authenticate clients that do not support the IEEE 802.1X supplicant
 - MAC-based authentication
authenticates the client with the RADIUS server based on the client's MAC address
- Authentication flexibility
 - Multiple IEEE 802.1X users per port
provides authentication of multiple IEEE 802.1X users per port; prevents a user from "piggybacking" on another user's IEEE 802.1X authentication
 - Concurrent IEEE 802.1X, Web, and MAC authentication schemes per port
switch port will accept up to 32 sessions of IEEE 802.1X, Web, and MAC authentications
- Access control lists (ACLs)
provide IP Layer 3 filtering based on source/destination IP address/subnet and source/destination TCP/UDP port number
- Source-port filtering
allows only specified ports to communicate with each other
- RADIUS/TACACS+
eases switch management security administration by using a password authentication server

Overview

- Secure shell
encrypts all transmitted data for secure remote CLI access over IP networks
- Secure Sockets Layer (SSL)
encrypts all HTTP traffic, allowing secure access to the browser-based management GUI in the switch
- Port security
allows access only to specified MAC addresses, which can be learned or specified by the administrator
- MAC address lockout
prevents particular configured MAC addresses from connecting to the network
- Secure FTP
allows secure file transfer to and from the switch; protects against unwanted file downloads or unauthorized copying of a switch configuration file
- Switch management logon security
helps secure switch CLI logon by optionally requiring either RADIUS or TACACS+ authentication
- Custom banner
displays security policy when users log in to the switch
- STP BPDU port protection
blocks Bridge Protocol Data Units (BPDUs) on ports that do not require BPDUs, preventing forged BPDU attacks
- DHCP protection
blocks DHCP packets from unauthorized DHCP servers, preventing denial-of-service attacks
- Dynamic ARP protection
blocks ARP broadcasts from unauthorized hosts, preventing eavesdropping or theft of network data
- STP root guard
protects the root bridge from malicious attacks or configuration mistakes
- Identity-driven ACL
enables implementation of a highly granular and flexible access security policy and VLAN assignment specific to each authenticated network user
- Per-port broadcast throttling
Configures broadcast control selectively on heavy traffic port uplinks
- Private VLAN
provides network security by restricting peer-to-peer communication to prevent a variety of malicious attacks; typically a switch port can only communicate with other ports in the same community and/or an uplink port, regardless of VLAN ID or destination MAC address

Monitor and diagnostics

- Digital optical monitoring of SFP+ and 1000BASE-T transceivers
allows detailed monitoring of the transceiver settings and parameters

Warranty and support

- Limited Lifetime Warranty
see <http://www.hpe.com/networking/warrantysummary> for warranty and support information included with your product purchase.
- Software releases
to find software for your product, refer to <http://www.hpe.com/networking/support>; for details on the software releases available with your product purchase, refer to <http://www.hpe.com/networking/warrantysummary>

Configuration

Build To Order:

BTO is a standalone unit with no integration. BTO products ship standalone are not part of a CTO or Rack-Shippable solution.

Aruba 2930F 24G 4SFP+ Swch

- 24 RJ-45 autosensing 10/100/1000 ports
- 4 SFP/SFP+ 1G/10G ports
- min=0 \ max=4 SFP/SFP+ Transceivers
- 1U - Height

JL253A
See Configuration
NOTE: 1, 2, 3

PDU Cable NA/MEX/TW/JP

- C15 PDU Jumper Cord (NA/MEX/TW/JP)

JL253A#B2B

PDU Cable ROW

- C15 PDU Jumper Cord (ROW)

JL253A#B2C

High Volt Switch to Wall Power Cord

- HPE 2.3m C13 to NEMA 6-15P Pwr Cord(J9936A)

JL253A#B2E

Aruba 2930F 48G 4SFP+ Swch

- 48 RJ-45 autosensing 10/100/1000 ports
- 4 SFP/SFP+ 1G/10G ports
- min=0 \ max=4 SFP/SFP+ Transceivers
- 1U - Height

JL254A
See Configuration
NOTE: 1, 2, 3

PDU Cable NA/MEX/TW/JP

- C15 PDU Jumper Cord (NA/MEX/TW/JP)

JL254A#B2B

PDU Cable ROW

- C15 PDU Jumper Cord (ROW)

JL254A#B2C

High Volt Switch to Wall Power Cord

- HPE 2.3m C13 to NEMA 6-15P Pwr Cord(J9936A)

JL254A#B2E

Aruba 2930F 24G PoE+ 4SFP+ Swch

- 24 RJ-45 PoE+ autosensing 10/100/1000 ports
- 4 SFP/SFP+ 1G/10G ports
- min=0 \ max=4 SFP/SFP+ Transceivers
- 1U - Height

JL255A
See Configuration
NOTE: 1, 2, 3

PDU Cable NA/MEX/TW/JP

- C15 PDU Jumper Cord (NA/MEX/TW/JP)

JL255A#B2B

PDU Cable ROW

- C15 PDU Jumper Cord (ROW)

JL255A#B2C



Configuration

High Volt Switch to Wall Power Cord <ul style="list-style-type: none">HPE 2.3m C13 to NEMA 6-15P Pwr Cord(J9936A)	JL255A#B2E
Aruba 2930F 48G PoE+ 4SFP+ Swch <ul style="list-style-type: none">48 RJ-45 PoE+ autosensing 10/100/1000 ports4 SFP/SFP+ 1G/10G portsmin=0 \ max=4 SFP/SFP+ Transceivers1U - Height	JL256A See Configuration NOTE: 1, 2, 3
PDU Cable NA/MEX/TW/JP <ul style="list-style-type: none">C15 PDU Jumper Cord (NA/MEX/TW/JP)	JL256A#B2B
PDU Cable ROW <ul style="list-style-type: none">C15 PDU Jumper Cord (ROW)	JL256A#B2C
High Volt Switch to Wall Power Cord <ul style="list-style-type: none">HPE 2.3m C13 to NEMA 6-15P Pwr Cord(J9936A)	JL256A#B2E
Aruba 2930F 8G PoE+ 2SFP+ Swch <ul style="list-style-type: none">8 RJ-45 PoE+ autosensing 10/100/1000 ports2 SFP/SFP+ 1G/10G portsmin=0 \ max=2 SFP/SFP+ Transceivers1U - Height	JL258A See Configuration NOTE: 1, 2, 3
PDU Cable NA/MEX/TW/JP <ul style="list-style-type: none">C15 PDU Jumper Cord (NA/MEX/TW/JP)	JL258A#B2B
PDU Cable ROW <ul style="list-style-type: none">C15 PDU Jumper Cord (ROW)	JL258A#B2C
High Volt Switch to Wall Power Cord <ul style="list-style-type: none">HPE 2.3m C13 to NEMA 6-15P Pwr Cord(J9936A)	JL258A#B2E
Aruba 2930F 24G 4SFP Swch <ul style="list-style-type: none">24 RJ-45 autosensing 10/100/1000 ports4 SFP 1G portsmin=0 \ max=4 SFP Transceivers1U - Height	JL259A See Configuration NOTE: 1, 3
PDU Cable NA/MEX/TW/JP <ul style="list-style-type: none">C15 PDU Jumper Cord (NA/MEX/TW/JP)	JL259A#B2B
PDU Cable ROW <ul style="list-style-type: none">C15 PDU Jumper Cord (ROW)	JL259A#B2C

Configuration

High Volt Switch to Wall Power Cord <ul style="list-style-type: none">HPE 2.3m C13 to NEMA 6-15P Pwr Cord(J9936A)	JL259A#B2E
Aruba 2930F 48G 4SFP Swch <ul style="list-style-type: none">48 RJ-45 autosensing 10/100/1000 ports4 SFP 1G portsmin=0 \\ max=4 SFP Transceivers1U - Height	JL260A See Configuration NOTE: 1, 3
PDU Cable NA/MEX/TW/JP <ul style="list-style-type: none">C15 PDU Jumper Cord (NA/MEX/TW/JP)	JL260A#B2B
PDU Cable ROW <ul style="list-style-type: none">C15 PDU Jumper Cord (ROW)	JL260A#B2C
High Volt Switch to Wall Power Cord <ul style="list-style-type: none">HPE 2.3m C13 to NEMA 6-15P Pwr Cord(J9936A)	JL260A#B2E
Aruba 2930F 24G PoE+ 4SFP Swch <ul style="list-style-type: none">24 RJ-45 PoE+ autosensing 10/100/1000 ports4 SFP 1G portsmin=0 \\ max=4 SFP Transceivers1U - Height	JL261A See Configuration NOTE: 1, 3
PDU Cable NA/MEX/TW/JP <ul style="list-style-type: none">C15 PDU Jumper Cord (NA/MEX/TW/JP)	JL261A#B2B
PDU Cable ROW <ul style="list-style-type: none">C15 PDU Jumper Cord (ROW)	JL261A#B2C
High Volt Switch to Wall Power Cord <ul style="list-style-type: none">HPE 2.3m C13 to NEMA 6-15P Pwr Cord(J9936A)	JL261A#B2E
Aruba 2930F 48G PoE+ 4SFP Swch <ul style="list-style-type: none">48 RJ-45 PoE+ autosensing 10/100/1000 ports4 SFP 1G portsmin=0 \\ max=4 SFP Transceivers1U - Height	JL262A See Configuration NOTE: 1, 3
PDU Cable NA/MEX/TW/JP <ul style="list-style-type: none">C15 PDU Jumper Cord (NA/MEX/TW/JP)	JL262A#B2B
PDU Cable ROW <ul style="list-style-type: none">C15 PDU Jumper Cord (ROW)	JL262A#B2C
High Volt Switch to Wall Power Cord	JL262A#B2E

Configuration

- HPE 2.3m C13 to NEMA 6-15P Pwr Cord(J9936A)

Configuration Rules:

NOTE 1 The following Transceivers install into this Switch (For the 1000/10000 SFP+ Ports):

HPE X121 1G SFP LC LH Transceiver	J4860C
HPE X121 1G SFP LC LX Transceiver	J4859C
HPE X121 1G SFP LC SX Transceiver	J4858C
HP X122 1G SFP LC BX-D Transceiver	J9142B
HP X122 1G SFP LC BX-U Transceiver	J9143B
HPE X111 100M SFP LC FX Transceiver	J9054C

NOTE 2 The following Transceivers install into this Switch:

HPE X132 10G SFP+ LC ER Transceiver	J9153A
HPE X132 10G SFP+ LC SR Transceiver	J9150A
HPE X132 10G SFP+ LC LR Transceiver	J9151A
HPE X242 10G SFP+ to SFP+ 1m Direct Attach Copper Cable	J9281B
HPE X242 10G SFP+ to SFP+ 3m Direct Attach Copper Cable	J9283B

NOTE 3 Localization required on orders without #B2B, #B2C or #B2E options.

Rack Level Integration CTO Models

Aruba 2930F 24G 4SFP+ Swch

- 24 RJ-45 autosensing 10/100/1000 ports
- 4 SFP/SFP+ 1G/10G ports
- min=0 \ max=4 SFP/SFP+ Transceivers
- 1U - Height

JL253A

See Configuration

NOTE: 1, 2, 3, 4, 5

PDU Cable NA/MEX/TW/JP

- C15 PDU Jumper Cord (NA/MEX/TW/JP)

JL253A#B2B

PDU Cable ROW

- C15 PDU Jumper Cord (ROW)

JL253A#B2C

High Volt Switch to Wall Power Cord

- HPE 2.3m C13 to NEMA 6-15P Pwr Cord(J9936A)

JL253A#B2E

Aruba 2930F 48G 4SFP+ Swch

- 48 RJ-45 autosensing 10/100/1000 ports
- 4 SFP/SFP+ 1G/10G ports
- min=0 \ max=4 SFP/SFP+ Transceivers
- 1U - Height

JL254A

See Configuration

NOTE: 1, 2, 3, 4, 5

PDU Cable NA/MEX/TW/JP

JL254A#B2B



Configuration

<ul style="list-style-type: none">• C15 PDU Jumper Cord (NA/MEX/TW/JP)	
PDU Cable ROW	JL254A#B2C
<ul style="list-style-type: none">• C15 PDU Jumper Cord (ROW)	
High Volt Switch to Wall Power Cord	JL254A#B2E
<ul style="list-style-type: none">• HPE 2.3m C13 to NEMA 6-15P Pwr Cord(J9936A)	
Aruba 2930F 24G PoE+ 4SFP+ Swch	JL255A
<ul style="list-style-type: none">• 24 RJ-45 PoE+ autosensing 10/100/1000 ports• 4 SFP/SFP+ 1G/10G ports• min=0 \\ max=4 SFP/SFP+ Transceivers• 1U - Height	See Configuration NOTE: 1, 2, 3, 4, 5
PDU Cable NA/MEX/TW/JP	JL255A#B2B
<ul style="list-style-type: none">• C15 PDU Jumper Cord (NA/MEX/TW/JP)	
PDU Cable ROW	JL255A#B2C
<ul style="list-style-type: none">• C15 PDU Jumper Cord (ROW)	
High Volt Switch to Wall Power Cord	JL255A#B2E
<ul style="list-style-type: none">• HPE 2.3m C13 to NEMA 6-15P Pwr Cord(J9936A)	
Aruba 2930F 48G PoE+ 4SFP+ Swch	JL256A
<ul style="list-style-type: none">• 48 RJ-45 PoE+ autosensing 10/100/1000 ports• 4 SFP/SFP+ 1G/10G ports• min=0 \\ max=4 SFP/SFP+ Transceivers• 1U - Height	See Configuration NOTE: 1, 2, 3, 4, 5
PDU Cable NA/MEX/TW/JP	JL256A#B2B
<ul style="list-style-type: none">• C15 PDU Jumper Cord (NA/MEX/TW/JP)	
PDU Cable ROW	JL256A#B2C
<ul style="list-style-type: none">• C15 PDU Jumper Cord (ROW)	
High Volt Switch to Wall Power Cord	JL256A#B2E
<ul style="list-style-type: none">• HPE 2.3m C13 to NEMA 6-15P Pwr Cord(J9936A)	
Aruba 2930F 24G 4SFP Swch	JL259A
<ul style="list-style-type: none">• 24 RJ-45 autosensing 10/100/1000 ports• 4 SFP 1G ports• min=0 \\ max=4 SFP Transceivers• 1U - Height	See Configuration NOTE: 1, 3, 4, 5
PDU Cable NA/MEX/TW/JP	JL259A#B2B
<ul style="list-style-type: none">• C15 PDU Jumper Cord (NA/MEX/TW/JP)	

Configuration

PDU Cable ROW <ul style="list-style-type: none">• C15 PDU Jumper Cord (ROW)	JL259A#B2C
High Volt Switch to Wall Power Cord <ul style="list-style-type: none">• HPE 2.3m C13 to NEMA 6-15P Pwr Cord(J9936A)	JL259A#B2E
Aruba 2930F 48G 4SFP Swch <ul style="list-style-type: none">• 48 RJ-45 autosensing 10/100/1000 ports• 4 SFP 1G ports• min=0 \ max=4 SFP Transceivers• 1U - Height	JL260A See Configuration NOTE: 1, 3, 4, 5
PDU Cable NA/MEX/TW/JP <ul style="list-style-type: none">• C15 PDU Jumper Cord (NA/MEX/TW/JP)	JL260A#B2B
PDU Cable ROW <ul style="list-style-type: none">• C15 PDU Jumper Cord (ROW)	JL260A#B2C
High Volt Switch to Wall Power Cord <ul style="list-style-type: none">• HPE 2.3m C13 to NEMA 6-15P Pwr Cord(J9936A)	JL260A#B2E
Aruba 2930F 24G PoE+ 4SFP Swch <ul style="list-style-type: none">• 24 RJ-45 PoE+ autosensing 10/100/1000 ports• 4 SFP 1G ports• min=0 \ max=4 SFP Transceivers• 1U - Height	JL261A See Configuration NOTE: 1, 3, 4, 5
PDU Cable NA/MEX/TW/JP <ul style="list-style-type: none">• C15 PDU Jumper Cord (NA/MEX/TW/JP)	JL261A#B2B
PDU Cable ROW <ul style="list-style-type: none">• C15 PDU Jumper Cord (ROW)	JL261A#B2C
High Volt Switch to Wall Power Cord <ul style="list-style-type: none">• HPE 2.3m C13 to NEMA 6-15P Pwr Cord(J9936A)	JL261A#B2E
Aruba 2930F 48G PoE+ 4SFP Swch <ul style="list-style-type: none">• 48 RJ-45 PoE+ autosensing 10/100/1000 ports• 4 SFP 1G ports• min=0 \ max=4 SFP Transceivers• 1U - Height	JL262A See Configuration NOTE: 1, 3, 4, 5
PDU Cable NA/MEX/TW/JP <ul style="list-style-type: none">• C15 PDU Jumper Cord (NA/MEX/TW/JP)	JL262A#B2B

Configuration

PDU Cable ROW	JL262A#B2C
<ul style="list-style-type: none"> C15 PDU Jumper Cord (ROW) 	
High Volt Switch to Wall Power Cord	JL262A#B2E
<ul style="list-style-type: none"> HPE 2.3m C13 to NEMA 6-15P Pwr Cord(J9936A) 	

Configuration Rules:

NOTE 1 The following Transceivers install into this Switch:

HPE X121 1G SFP LC LH Transceiver	J4860C
HPE X121 1G SFP LC LX Transceiver	J4859C
HPE X121 1G SFP LC SX Transceiver	J4858C
HP X122 1G SFP LC BX-D Transceiver	J9142B
HP X122 1G SFP LC BX-U Transceiver	J9143B
HPE X111 100M SFP LC FX Transceiver	J9054C

NOTE 2 The following Transceivers install into this Switch:

HPE X132 10G SFP+ LC ER Transceiver	J9153A
HPE X132 10G SFP+ LC SR Transceiver	J9150A
HPE X132 10G SFP+ LC LR Transceiver	J9151A
HPE X242 10G SFP+ to SFP+ 1m Direct Attach Copper Cable	J9281B
HPE X242 10G SFP+ to SFP+ 3m Direct Attach Copper Cable	J9283B

NOTE 3 If this switch is factory installed in HPE Racks, Then the J9583A#0D1 is required. CLIC Only - Allow the J9583AZ in all regions.

NOTE 4 Localization required on orders without #B2B, #B2C, #B2E options.

NOTE 5 If this Switch Chassis is selected for Rack Level Integration, Then the Switch Chassis needs to integrate (with #0D1) to the HPE Rack.

Remarks: Drop down under power supply should offer the following options and results:
Switch/Router/Power Supply to PDU Power Cord - #B2B in North America, Mexico, Taiwan, and Japan or #B2C ROW. (Watson Default B2B or B2C for Rack Level CTO)
Switch/Router/Power Supply to Wall Power Cord - Localized Option (Watson Default for BTO and Box Level CTO)

Enter the following menu selections as integrated to the CTO Model X server above if order is factory built.

Transceivers

SFP Transceivers

HPE X121 1G SFP LC LH Transceiver	J4860C
HPE X121 1G SFP LC LX Transceiver	J4859C



Configuration

HPE X121 1G SFP LC SX Transceiver	J4858C
HP X122 1G SFP LC BX-U Transceiver	J9143B
HPE X121 1G SFP RJ45 T Transceiver	J8177C
HPE X111 100M SFP LC FX Transceiver	J9054C
SFP+ Transceivers	
HPE X132 10G SFP+ LC ER Transceiver	J9153A
HPE X132 10G SFP+ LC SR Transceiver	J9150A
HPE X132 10G SFP+ LC LR Transceiver	J9151A
HPE X242 10G SFP+ to SFP+ 1m Direct Attach Copper Cable	J9281B
HPE X242 10G SFP+ to SFP+ 3m Direct Attach Copper Cable	J9283B

Cables

Multi-Mode Cables

(std 0 // max 99) User Selection (min 0 // max 99) per switch

HPE LC to LC Multi-mode OM3 2-Fiber 0.5m 1-Pack Fiber Optic Cable	AJ833A
HPE LC to LC Multi-mode OM3 2-Fiber 1.0m 1-Pack Fiber Optic Cable	AJ834A
HPE LC to LC Multi-mode OM3 2-Fiber 2.0m 1-Pack Fiber Optic Cable	AJ835A
HPE LC to LC Multi-mode OM3 2-Fiber 5.0m 1-Pack Fiber Optic Cable	AJ836A
HPE LC to LC Multi-mode OM3 2-Fiber 15.0m 1-Pack Fiber Optic Cable	AJ837A
HPE LC to LC Multi-mode OM3 2-Fiber 30.0m 1-Pack Fiber Optic Cable	AJ838A
HPE LC to LC Multi-mode OM3 2-Fiber 50.0m 1-Pack Fiber Optic Cable	AJ839A
HPE Premier Flex LC/LC Multi-mode OM4 2 fiber 1m Cable	QK732A
HPE Premier Flex LC/LC Multi-mode OM4 2 fiber 2m Cable	QK733A

Configuration

HPE Premier Flex LC/LC Multi-mode OM4 2 fiber 5m Cable	QK734A
HPE Premier Flex LC/LC Multi-mode OM4 2 fiber 15m Cable	QK735A
HPE Premier Flex LC/LC Multi-mode OM4 2 fiber 30m Cable	QK736A
HPE Premier Flex LC/LC Multi-mode OM4 2 fiber 50m Cable	QK737A

Switch Enclosure Options

Rack Mount Kit

(std 0 // max 1) User Selection (min 0 // max 1) per switch

HPE X410 1U Universal 4-post Rackmount Kit	J9583A See Configuration NOTE: 1
--	---

Configuration Rules:

- NOTE 1**

If this Mounting Kit is order with #0D1 then it integrates to the HPE Universal Rack. (not the switch)
- NOTE 2**

This Rack Mount Kit is not compatible with JL258A

Accessories

Aruba 2930F 8-port Cable Guard	JL311A
Aruba 2930F 8-port Power Shelf	JL312A

Technical Specifications

Aruba 2930F 24G 4SFP+ Switch (JL253A)

I/O ports and slots	24 RJ-45 autosensing 10/100/1000 ports (IEEE 802.3 Type 10BASE-T, IEEE 802.3u Type 100BASE-TX, IEEE 802.3ab Type 1000BASE-T) Duplex: 10BASE-T/100BASE-TX: half or full; 1000BASE-T: full only 4 SFP+ 1/10GbE ports; PHY-less		
Additional ports and slots	1 dual-personality (RJ-45 or USB micro-B) serial console port		
Physical characteristics	Dimensions	17.42(w) x 7.88(d) x 1.73(h) in (44.25 x 20.02 x 4.39 cm) (1U height)	
	Weight	5.31 lb (2.41 kg)	
	Memory and processor	Dual Core ARM Coretex A9 @ 1016 MHz, 1 GB DDR3 SDRAM; Packet buffer size: 12.38 MB 4.5MB Ingress/7.875MB Egress, 4 GB eMMC	
Performance	1000 Mb Latency	< 3.8 μ s (64-byte packets)	
	10 Gbps Latency	< 1.6 μ s (64-byte packets)	
	Throughput	up to 95.2 Mpps	
	Switching capacity	128 Gbps	
	Routing table size	10000 entries (IPv4), 5000 entries (IPv6)	
	MAC address table size	32768 entries	
Environment	Operating temperature	32°F to 113°F (0°C to 45°C); up to 5000 Feet, - 0C to 40C (32F to 104F) up to 10000 Feet	
	Operating relative humidity	15% to 95% @ 104°F (40°C), noncondensing	
	Nonoperating/Storage temperature	-40°F to 158°F (-40°C to 70°C); up to 15000 Feet	
	Nonoperating/Storage temperature	15% to 95% @ 149°F (65°C), noncondensing	
	Acoustic	Power: 49.7 dB, Pressure: 37.1 dB	
	Airflow direction	Side-to-side	
Electrical characteristics	Maximum heat dissipation	100 BTU/hr (105.5 kJ/hr)	
	Voltage	100 - 127 / 200 - 240 VAC, rated	
	Current	0.6/0.4 A	
	Maximum power rating	29.3 W	
	Idle power	19.5 W	
	Frequency	50/60 Hz	

Notes

Idle power is the actual power consumption of the device with no ports connected..
Maximum power rating and maximum heat dissipation are the worst-case theoretical maximum numbers provided for planning the infrastructure with fully loaded PoE (if equipped), 100% traffic, all ports plugged in, and all modules populated..

Technical Specifications

Safety	UL 60950-1, 2nd Edition; EN 60950-1:2006 +A11:2009 +A1:2010 +A12:2011+A2:2013; IEC 60950-1:2005 +A1:2009 +A2:2013; CSA 22.2 No. 60950-1-07 2nd; EN 60825-1:2007 / IEC 60825-1:2007 Class 1	
Emissions	EN 55022:2010/CISPR 22 Class A; FCC CFR 47 Part 15 Class A; VCCI Class A; ICES-003 Class A; CNS 13438	
Immunity	Generic	EN 55024:2010/CISPR 24
	ESD	IEC 61000-4-2
	Radiated	IEC 61000-4-3
	EFT/Burst	IEC 61000-4-4
	Surge	IEC 61000-4-5
	Conducted	IEC 61000-4-6
	Power frequency magnetic field	IEC 61000-4-8
	Voltage dips and interruptions	IEC 61000-4-11
	Harmonics	IEC/EN 61000-3-2
	Flicker	IEC/EN 61000-3-3
Management	Aruba AirWave Network Management; IMC – Intelligent Management Center; Command-line interface; Web browser; Configuration menu; SNMP manager; Telnet; RMON1; FTP; Out-of-band management (serial RS-232C or micro USB)	
Services	Refer to the Hewlett Packard Enterprise website at http://www.hpe.com/networking/services for details on the service-level descriptions and product numbers. For details about services and response times in your area, please contact your local Hewlett Packard Enterprise sales office.	

Aruba 2930F 48G 4SFP+ Switch (JL254A)

I/O ports and slots	48 RJ-45 autosensing 10/100/1000 ports (IEEE 802.3 Type 10BASE-T, IEEE 802.3u Type 100BASE-TX, IEEE 802.3ab Type 1000BASE-T); Duplex: 10BASE-T/100BASE-TX: half or full; 1000BASE-T: full only 4 SFP+ 1/10GbE ports; PHY-less	
Additional ports and slots	1 dual-personality (RJ-45 or USB micro-B) serial console port	
Physical characteristics	Dimensions	17.42(w) x 9.7(d) x 1.73(h) in (44.25 x 24.63 x 4.39 cm) (1U height)
	Weight	6.83 lb (3.10 kg)
Memory and processor	Dual Core ARM Coretex @ 1016 MHz, 1 GB DDR3 SDRAM; Packet buffer size: 12.38 GB 4.5MB Ingress/7.875MB Egress, 4 GB eMMC	
Performance	1000 Mb Latency	< 3.8 μ s (64-byte packets)
	10 Gbps Latency	< 1.6 μ s (64-byte packets)
	Throughput	up to 112.0 Mpps
	Switching capacity	176 Gbps
	Routing table size	10000 entries (IPv4), 5000 entries (IPv6)
	MAC address table size	32768 entries
Environment	Operating	32°F to 113°F (0°C to 45°C); up to 5000 Feet, - 0C to 40C

Technical Specifications

Electrical characteristics	temperature	(32F to 104F) up to 10000 Feet
	Operating relative humidity	15% to 95% @ 104°F (40°C), noncondensing
	Nonoperating/Storage temperature	-40°F to 158°F (-40°C to 70°C); up to 15000 Feet
	Nonoperating/Storage temperature	15% to 95% @ 149°F (65°C), noncondensing
	Acoustic	Power: 54.1 dB, Pressure: 40.2 dB
	Airflow direction	Side-to-side
	Maximum heat dissipation	159 BTU/hr (167.74 kJ/hr)
	Voltage	100 - 127 / 200 - 240 VAC, rated
	Current	0.9/0.6 A
	Maximum power rating	46.6 W
	Idle power	32.7 W
	Frequency	50/60 Hz
Notes		<p>Idle power is the actual power consumption of the device with no ports connected..</p> <p>Maximum power rating and maximum heat dissipation are the worst-case theoretical maximum numbers provided for planning the infrastructure with fully loaded PoE (if equipped), 100% traffic, all ports plugged in, and all modules populated..</p>
Safety	UL 69050-1: 2nd Edition; EN 60950-1:2006 +A11:2009 +A1:2010 +A12:2011+A2:2013; IEC 60950-1:2005 +A1:2009 +A2:2013; CSA 22.2 No. 60950-1-07 2nd; EN 60825-1:2007/IEC 60825-1:2007 Class 1	
Emissions	EN 55022:2010/CISPR 22 Class A; FCC CFR 47 Part 15 Class A; VCCI Class A; ICES-003 Class A; CNS 13438	
Immunity	Generic	EN 55024:2010/CISPR 24
	ESD	IEC 61000-4-2
	Radiated	IEC 61000-4-3
	EFT/Burst	IEC 61000-4-4
	Surge	IEC 61000-4-5
	Conducted	IEC 61000-4-6
	Power frequency magnetic field	IEC 61000-4-8
	Voltage dips and interruptions	IEC 61000-4-11
	Harmonics	IEC/EN 61000-3-2
	Flicker	IEC/EN 61000-3-3
Management	Aruba AirWave Network Management; IMC – Intelligent Management Center; Command-line interface; Web browser; Configuration menu; SNMP manager; Telnet; RMON1; FTP; Out-of-band management (serial RS-232C or micro USB)	

Technical Specifications

Services	Refer to the Hewlett Packard Enterprise website at http://www.hpe.com/networking/services for details on the service-level descriptions and product numbers. For details about services and response times in your area, please contact your local Hewlett Packard Enterprise sales office.
----------	--

Aruba 2930F 24G PoE+ 4SFP+ Switch (JL255A)

I/O ports and slots	24 RJ-45 autosensing 10/100/1000 PoE+ ports (IEEE 802.3 Type 10BASE-T, IEEE 802.3u Type 100BASE-TX, IEEE 802.3ab Type 1000BASE-T, IEEE 802.3at PoE+); Duplex: 10BASE-T/100BASE-TX: half or full; 1000BASE-T: full only 4 SFP+ 1/10GbE ports; PHY-less																
Additional ports and slots	1 dual-personality (RJ-45 or USB micro-B) serial console port																
Physical characteristics	<table> <tr> <td>Dimensions</td><td>17.42(w) x 11.98(d) x 1.73(h) in (44.25 x 30.42 x 4.39 cm) (1U height)</td></tr> <tr> <td>Weight</td><td>8.6 lb (3.9 kg)</td></tr> </table>	Dimensions	17.42(w) x 11.98(d) x 1.73(h) in (44.25 x 30.42 x 4.39 cm) (1U height)	Weight	8.6 lb (3.9 kg)												
Dimensions	17.42(w) x 11.98(d) x 1.73(h) in (44.25 x 30.42 x 4.39 cm) (1U height)																
Weight	8.6 lb (3.9 kg)																
Memory and processor	Dual Core ARM Cortex @ 1016 MHz, 1 GB DDR3 SDRAM; Packet buffer size: 12.38 GB 4.5MB Ingress/7.875MB Egress, 4 GB eMMC																
Performance	<table> <tr> <td>1000 Mb Latency</td><td>< 3.8 µs (64-byte packets)</td></tr> <tr> <td>10 Gbps Latency</td><td>< 1.6 µs (64-byte packets)</td></tr> <tr> <td>Throughput</td><td>up to 95.2 Mpps</td></tr> <tr> <td>Switching capacity</td><td>128 Gbps</td></tr> <tr> <td>Routing table size</td><td>10000 entries (IPv4), 5000 entries (IPv6)</td></tr> <tr> <td>MAC address table size</td><td>32768 entries</td></tr> </table>	1000 Mb Latency	< 3.8 µs (64-byte packets)	10 Gbps Latency	< 1.6 µs (64-byte packets)	Throughput	up to 95.2 Mpps	Switching capacity	128 Gbps	Routing table size	10000 entries (IPv4), 5000 entries (IPv6)	MAC address table size	32768 entries				
1000 Mb Latency	< 3.8 µs (64-byte packets)																
10 Gbps Latency	< 1.6 µs (64-byte packets)																
Throughput	up to 95.2 Mpps																
Switching capacity	128 Gbps																
Routing table size	10000 entries (IPv4), 5000 entries (IPv6)																
MAC address table size	32768 entries																
Environment	<table> <tr> <td>Operating temperature</td><td>32°F to 113°F (0°C to 45°C); up to 5000 Feet, - 0C to 40C (32F to 104F) up to 10000 Feet</td></tr> <tr> <td>Operating relative humidity</td><td>15% to 95% @ 104°F (40°C), noncondensing</td></tr> <tr> <td>Nonoperating/Storage temperature</td><td>-40°F to 158°F (-40°C to 70°C); up to 15000 Feet</td></tr> <tr> <td>Nonoperating/Storage temperature</td><td>15% to 95% @ 149°F (65°C), noncondensing</td></tr> <tr> <td>Acoustic</td><td>Power: 54.1 dB, Pressure: 40.2 dB</td></tr> <tr> <td>Airflow direction</td><td>Side-to-side</td></tr> </table>	Operating temperature	32°F to 113°F (0°C to 45°C); up to 5000 Feet, - 0C to 40C (32F to 104F) up to 10000 Feet	Operating relative humidity	15% to 95% @ 104°F (40°C), noncondensing	Nonoperating/Storage temperature	-40°F to 158°F (-40°C to 70°C); up to 15000 Feet	Nonoperating/Storage temperature	15% to 95% @ 149°F (65°C), noncondensing	Acoustic	Power: 54.1 dB, Pressure: 40.2 dB	Airflow direction	Side-to-side				
Operating temperature	32°F to 113°F (0°C to 45°C); up to 5000 Feet, - 0C to 40C (32F to 104F) up to 10000 Feet																
Operating relative humidity	15% to 95% @ 104°F (40°C), noncondensing																
Nonoperating/Storage temperature	-40°F to 158°F (-40°C to 70°C); up to 15000 Feet																
Nonoperating/Storage temperature	15% to 95% @ 149°F (65°C), noncondensing																
Acoustic	Power: 54.1 dB, Pressure: 40.2 dB																
Airflow direction	Side-to-side																
Electrical characteristics	<table> <tr> <td>80plus.org Certification</td><td>Silver</td></tr> <tr> <td>Maximum heat dissipation</td><td>1518 BTU/hr (1601.49 kJ/hr)</td></tr> <tr> <td>Voltage</td><td>100 - 127 / 200 - 240 VAC, rated</td></tr> <tr> <td>Current</td><td>4.9/2.4 A</td></tr> <tr> <td>Maximum power rating</td><td>445 W</td></tr> <tr> <td>Idle power</td><td>36.8 W</td></tr> <tr> <td>PoE power</td><td>370 W PoE+</td></tr> <tr> <td>Frequency</td><td>50/60 Hz</td></tr> </table>	80plus.org Certification	Silver	Maximum heat dissipation	1518 BTU/hr (1601.49 kJ/hr)	Voltage	100 - 127 / 200 - 240 VAC, rated	Current	4.9/2.4 A	Maximum power rating	445 W	Idle power	36.8 W	PoE power	370 W PoE+	Frequency	50/60 Hz
80plus.org Certification	Silver																
Maximum heat dissipation	1518 BTU/hr (1601.49 kJ/hr)																
Voltage	100 - 127 / 200 - 240 VAC, rated																
Current	4.9/2.4 A																
Maximum power rating	445 W																
Idle power	36.8 W																
PoE power	370 W PoE+																
Frequency	50/60 Hz																

Technical Specifications

	Notes
	<p>Idle power is the actual power consumption of the device with no ports connected..</p> <p>Maximum power rating and maximum heat dissipation are the worst-case theoretical maximum numbers provided for planning the infrastructure with fully loaded PoE (if equipped), 100% traffic, all ports plugged in, and all modules populated..</p>
Safety	UL 60950-1: 2nd Edition; EN 60950-1:2006 +A11:2009 +A1:2010 +A12:2011+A2:2013; IEC 60950-1:2005 +A1:2009 +A2:2013; CSA 22.2 No. 60950-1-07 2nd; EN 60825-1:2007/IEC 60825-1:2007 Class 1
Emissions	EN 55022:2010/CISPR 22 Class A; FCC CFR 47 Part 15 Class A; VCCI Class A; ICES-003 Class A; CNS 13438
Immunity	<p>Generic EN 55024:2010/CISPR 24</p> <p>ESD IEC 61000-4-2</p> <p>Radiated IEC 61000-4-3</p> <p>EFT/Burst IEC 61000-4-4</p> <p>Surge IEC 61000-4-5</p> <p>Conducted IEC 61000-4-6</p> <p>Power frequency magnetic field IEC 61000-4-8</p> <p>Voltage dips and interruptions IEC 61000-4-11</p> <p>Harmonics IEC/EN 61000-3-2</p> <p>Flicker IEC/EN 61000-3-3</p>
Management	Aruba AirWave Network Management; IMC – Intelligent Management Center; Command-line interface; Web browser; Configuration menu; SNMP manager; Telnet; RMON1; FTP; Out-of-band management (serial RS-232C or micro USB)
Services	Refer to the Hewlett Packard Enterprise website at http://www.hpe.com/networking/services for details on the service-level descriptions and product numbers. For details about services and response times in your area, please contact your local Hewlett Packard Enterprise sales office.

Aruba 2930F 48G PoE+ 4SFP+ Switch (JL256A)

I/O ports and slots	48 RJ-45 autosensing 10/100/1000 PoE+ ports (IEEE 802.3 Type 10BASE-T, IEEE 802.3u Type 100BASE-TX, IEEE 802.3ab Type 1000BASE-T, IEEE 802.3at PoE+); Duplex: 10BASE-T/100BASE-TX: half or full; 1000BASE-T: full only
	4 SFP+ 1/10GbE ports; PHY-less
Additional ports and slots	1 dual-personality (RJ-45 or USB micro-B) serial console port
Physical characteristics	<p>Dimensions 17.42(w) x 11.98(d) x 1.73(h) in (44.25 x 30.42 x 4.39 cm) (1U height)</p> <p>Weight 9.83 lb (4.46 kg)</p>
Memory and processor	Dual Core ARM Coretex @ 1016 MHz, 1 GB DDR3 SDRAM; Packet buffer size: 12.38 MB 4.5MB Ingress/7.875MB Egress, 4 GB eMMC
Performance	<p>1000 Mb Latency < 3.8 μs (64-byte packets)</p> <p>10 Gbps Latency < 1.6 μs (64-byte packets)</p>

Technical Specifications

	Throughput	up to 112.0 Mpps
	Switching capacity	176 Gbps
	Routing table size	10000 entries (IPv4), 5000 entries (IPv6)
	MAC address table size	32768 entries
Environment	Operating temperature	32°F to 113°F (0°C to 45°C); up to 5000 Feet, - 0C to 40C (32F to 104F) up to 10000 Feet
	Operating relative humidity	15% to 95% @ 104°F (40°C), noncondensing
	Nonoperating/Storage temperature	-40°F to 158°F (-40°C to 70°C); up to 15000 Feet
	Nonoperating/Storage temperature	15% to 95% @ 149°F (65°C), noncondensing
Electrical characteristics	Acoustic	Power: 55.7 dB, Pressure: 41.7 dB
	Airflow direction	Side-to-side
	80plus.org Certification	Silver
	Maximum heat dissipation	1566 BTU/hr (1652.13 kJ/hr)
	Voltage	100 - 127 / 200 - 240 VAC, rated
	Current	5.1/2.5 A
	Maximum power rating	459 W
	Idle power	48.6 W
	PoE power	370 W PoE+
	Frequency	50/60 Hz
	Notes	<p>Idle power is the actual power consumption of the device with no ports connected..</p> <p>Maximum power rating and maximum heat dissipation are the worst-case theoretical maximum numbers provided for planning the infrastructure with fully loaded PoE (if equipped), 100% traffic, all ports plugged in, and all modules populated..</p>
Safety	UL 69050-1: 2nd Edition; EN 60950-1:2006 +A11:2009 +A1:2010 +A12:2011+A2:2013; IEC 60950-1:2005 +A1:2009 +A2:2013; CSA 22.2 No. 60950-1-07 2nd; EN 60825-1:2007/IEC 60825-1:2007 Class 1	
Emissions	EN 55022:2010/CISPR 22 Class A; FCC CFR 47 Part 15 Class A; VCCI Class A; ICES-003 Class A; CNS 13438	
Immunity	Generic	EN 55024:2010/CISPR 24
	ESD	IEC 61000-4-2
	Radiated	IEC 61000-4-3
	EFT/Burst	IEC 61000-4-4
	Surge	IEC 61000-4-5
	Conducted	IEC 61000-4-6

Technical Specifications

	Power frequency magnetic field	IEC 61000-4-8
	Voltage dips and interruptions	IEC 61000-4-11
	Harmonics	IEC/EN 61000-3-2
	Flicker	IEC/EN 61000-3-3
Management	Aruba AirWave Network Management; IMC – Intelligent Management Center; Command-line interface; Web browser; Configuration menu; SNMP manager; Telnet; RMON1; FTP; Out-of-band management (serial RS-232C or micro USB)	
Services	Refer to the Hewlett Packard Enterprise website at http://www.hpe.com/networking/services for details on the service-level descriptions and product numbers. For details about services and response times in your area, please contact your local Hewlett Packard Enterprise sales office.	

Aruba 2930F 8G PoE+ 2SFP+ Switch (JL258A)

I/O ports and slots	8 RJ-45 autosensing 10/100/1000 PoE+ ports (IEEE 802.3 Type 10BASE-T, IEEE 802.3u Type 100BASE-TX, IEEE 802.3ab Type 1000BASE-T, IEEE 802.3at PoE+); Duplex: 10BASE-T/100BASE-TX: half or full; 1000BASE-T: full only 2 SFP+ 1/10GbE ports; PHY-less	
Additional ports and slots	1 dual-personality (RJ-45 or USB micro-B) serial console port	
Physical characteristics	Dimensions	10(w) x 10(d) x 1.73(h) in (25.4 x 25.4 x 4.39 cm) (1U height)
	Weight	4.41 lb (2.0 kg)
Memory and processor	Dual Core ARM Cortex A9 @ 1016 MHz, 1 GB DDR3 SDRAM; Packet buffer size: 12.38 MB 4.5MB Ingress/7.785 Egress, 4 GB eMMC	
Performance	1000 Mb Latency	< 3.8 μ s (64-byte packets)
	10 Gbps Latency	< 1.6 μ s (64-byte packets)
	Throughput	up to 41.7 Mpps
	Switching capacity	56 Gbps
	Routing table size	10000 entries (IPv4), 5000 entries (IPv6)
	MAC address table size	32768 entries
Environment	Operating temperature	32°F to 113°F (0°C to 45°C); up to 5000 Feet, - 0C to 40C (32F to 104F) up to 10000 Feet
	Operating relative humidity	15% to 95% @ 104°F (40°C), noncondensing
	Nonoperating/Storage temperature	-40°F to 158°F (-40°C to 70°C); up to 15000 Feet
	Nonoperating/Storage temperature	15% to 95% @ 149°F (65°C), noncondensing
	Acoustic	Power: 0 dB, Pressure: 0 dB Fanless
Electrical characteristics	Description	Power supply meets DoE VI certification.
	Maximum heat dissipation	529 BTU/hr (558.09 kJ/hr)

Technical Specifications

	Voltage	90 - 264 VAC, rated
	Current	1.5/0.8 A
	Maximum power rating	155 W
	PoE power	125 W PoE+
	Frequency	50/60 Hz
	Notes	Maximum power rating and maximum heat dissipation are the worst-case theoretical maximum numbers provided for planning the infrastructure with fully loaded PoE (if equipped), 100% traffic, all ports plugged in, and all modules populated.
Safety	UL 60950-1: 2nd Edition; EN 60950-1:2006 +A11:2009 +A1:2010 +A12:2011+A2:2013; IEC 60950-1:2005 +A1:2009 +A2:2013; CSA 22.2 No. 60950-1-07 2nd; EN 60825-1:2007/IEC 60825-1:2007 Class 1	
Emissions	EN 55022:2010/CISPR 22 Class A; FCC CFR 47 Part 15 Class A; VCCI Class A; ICES-003 Class A; CNS 13438	
Immunity	Generic	EN 55024:2010/CISPR 24
	ESD	IEC 61000-4-2
	Radiated	IEC 61000-4-3
	EFT/Burst	IEC 61000-4-4
	Surge	IEC 61000-4-5
	Conducted	IEC 61000-4-6
	Power frequency magnetic field	IEC 61000-4-8
	Voltage dips and interruptions	IEC 61000-4-11
	Harmonics	IEC/EN 61000-3-2
	Flicker	IEC/EN 61000-3-3
Management	Aruba AirWave Network Management; IMC – Intelligent Management Center; Command-line interface; Web browser; Configuration menu; SNMP manager; Telnet; RMON1; FTP; Out-of-band management (serial RS-232C or micro USB)	
Services	Refer to the Hewlett Packard Enterprise website at http://www.hpe.com/networking/services for details on the service-level descriptions and product numbers. For details about services and response times in your area, please contact your local Hewlett Packard Enterprise sales office.	

Aruba 2930F 24G 4SFP Switch (JL259A)

I/O ports and slots	24 RJ-45 autosensing 10/100/1000 ports (IEEE 802.3 Type 10BASE-T, IEEE 802.3u Type 100BASE-TX, IEEE 802.3ab Type 1000BASE-T); Duplex: 10BASE-T/100BASE-TX: half or full; 1000BASE-T: full only	
	4 SFP	
Additional ports and slots	1 dual-personality (RJ-45 or USB micro-B) serial console port	
Physical characteristics	Dimensions	17.42(w) x 7.88(d) x 1.73(h) in (44.25 x 20.02 x 4.39 cm) (1U height)
	Weight	5.31 lb (2.41 kg)



Technical Specifications

Memory and processor	Dual Core ARM Coretex A9 @ 1016 MHz, 1 GB DDR3 SDRAM; Packet buffer size: 12.38 MB 4.5MB Ingress/7.785 Egress, 4 GB eMMC	
Performance	1000 Mb Latency	< 3.8 μ s (64-byte packets)
	Throughput	up to 41.7 Mpps
	Switching capacity	56 Gbps
	Routing table size	10000 entries (IPv4), 5000 entries (IPv6)
	MAC address table size	32768 entries
Environment	Operating temperature	32°F to 113°F (0°C to 45°C); up to 5000 Feet, - 0C to 40C (32F to 104F) up to 10000 Feet
	Operating relative humidity	15% to 95% @ 104°F (40°C), noncondensing
	Nonoperating/Storage temperature	-40°F to 158°F (-40°C to 70°C); up to 15000 Feet
	Nonoperating/Storage temperature	15% to 95% @ 149°F (65°C), noncondensing
	Acoustic	Power: 49.7 dB, Pressure: 37.1 dB
Electrical characteristics	Airflow direction	Side-to-side
	Maximum heat dissipation	100 BTU/hr (105.5 kJ/hr)
	Voltage	100 - 127 / 200 - 240 VAC, rated
	Current	0.6/0.4 A
	Maximum power rating	29.3 W
	Idle power	19.5 W
	Frequency	50/60 Hz
	Notes	Idle power is the actual power consumption of the device with no ports connected. Maximum power rating and maximum heat dissipation are the worst-case theoretical maximum numbers provided for planning the infrastructure with fully loaded PoE (if equipped), 100% traffic, all ports plugged in, and all modules populated.
Safety	UL 69050-1: 2nd Edition; EN 60950-1:2006 +A11:2009 +A1:2010 +A12:2011+A2:2013; IEC 60950-1:2005 +A1:2009 +A2:2013; CSA 22.2 No. 60950-1-07 2nd; EN 60825-1:2007/IEC 60825-1:2007 Class 1	
Emissions	EN 55022:2010/CISPR 22 Class A; FCC CFR 47 Part 15 Class A; VCCI Class A; ICES-003 Class A; CNS 13438	
Immunity	Generic	EN 55024:2010/CISPR 24
	ESD	IEC 61000-4-2
	Radiated	IEC 61000-4-3
	EFT/Burst	IEC 61000-4-4
	Surge	IEC 61000-4-5
	Conducted	IEC 61000-4-6

Technical Specifications

	Power frequency magnetic field	IEC 61000-4-8
	Voltage dips and interruptions	IEC 61000-4-11
	Harmonics	IEC/EN 61000-3-2
	Flicker	IEC/EN 61000-3-3
Management	Aruba AirWave Network Management; IMC – Intelligent Management Center; Command-line interface; Web browser; Configuration menu; SNMP manager; Telnet; RMON1; FTP; Out-of-band management (serial RS-232C or micro USB)	
Services	Refer to the Hewlett Packard Enterprise website at http://www.hpe.com/networking/services for details on the service-level descriptions and product numbers. For details about services and response times in your area, please contact your local Hewlett Packard Enterprise sales office.	

Aruba 2930F 48G 4SFP Switch (JL260A)

I/O ports and slots	48 RJ-45 autosensing 10/100/1000 ports (IEEE 802.3 Type 10BASE-T, IEEE 802.3u Type 100BASE-TX, IEEE 802.3ab Type 1000BASE-T); Duplex: 10BASE-T/100BASE-TX: half or full; 1000BASE-T: full only	
	4 SFP	
Additional ports and slots	1 dual-personality (RJ-45 or USB micro-B) serial console port	
Physical characteristics	Dimensions	17.42(w) x 9.7(d) x 1.73(h) in (44.25 x 24.63 x 4.39 cm) (1U height)
	Weight	6.83 lb (3.10 kg)
Memory and processor	Dual Core ARM Coretex @ 1016 MHz, 1 GB DDR3 SDRAM; Packet buffer size: 12.38 GB 4.5MB Ingress/7.875MB Egress, 4 GB eMMC	
Performance	1000 Mb Latency	< 3.8 μ s (64-byte packets)
	Throughput	up to 77.4 Mpps
	Switching capacity	104 Gbps
	Routing table size	10000 entries (IPv4), 5000 entries (IPv6)
	MAC address table size	32768 entries
Environment	Operating temperature	32°F to 113°F (0°C to 45°C); up to 5000 Feet, - 0C to 40C (32F to 104F) up to 10000 Feet
	Operating relative humidity	15% to 95% @ 104°F (40°C), noncondensing
	Nonoperating/Storage temperature	-40°F to 158°F (-40°C to 70°C); up to 15000 Feet
	Nonoperating/Storage temperature	15% to 95% @ 149°F (65°C), noncondensing
	Acoustic	Power: 54.1 dB, Pressure: 40.2 dB
	Airflow direction	Side-to-side
Electrical characteristics	Maximum heat dissipation	159 BTU/hr (167.74 kJ/hr)
	Voltage	100 - 127 / 200 - 240 VAC, rated

Technical Specifications

	Current	0.9/0.6 A
	Maximum power rating	46.6 W
	Idle power	32.7 W
	Frequency	50/60 Hz
	Notes	<p>Idle power is the actual power consumption of the device with no ports connected.</p> <p>Maximum power rating and maximum heat dissipation are the worst-case theoretical maximum numbers provided for planning the infrastructure with fully loaded PoE (if equipped), 100% traffic, all ports plugged in, and all modules populated.</p>
Safety	UL 60950-1: 2nd Edition; EN 60950-1:2006 +A11:2009 +A1:2010 +A12:2011+A2:2013; IEC 60950-1:2005 +A1:2009 +A2:2013; CSA 22.2 No. 60950-1-07 2nd; EN 60825-1:2007/IEC 60825-1:2007 Class 1	
Emissions	EN 55022:2010/CISPR 22 Class A; FCC CFR 47 Part 15 Class A; VCCI Class A; ICES-003 Class A; CNS 13438	
Immunity	Generic	EN 55024:2010/CISPR 24
	ESD	IEC 61000-4-2:
	Radiated	IEC 61000-4-3
	EFT/Burst	IEC 61000-4-4
	Surge	IEC 61000-4-5
	Conducted	IEC 61000-4-6
	Power frequency magnetic field	IEC 61000-4-8
	Voltage dips and interruptions	IEC 61000-4-11
	Harmonics	IEC/EN 61000-3-2
	Flicker	IEC/EN 61000-3-3
Management	Aruba AirWave Network Management; IMC – Intelligent Management Center; Command-line interface; Web browser; Configuration menu; SNMP manager; Telnet; RMON1; FTP; Out-of-band management (serial RS-232C or micro USB)	
Services	Refer to the Hewlett Packard Enterprise website at http://www.hpe.com/networking/services for details on the service-level descriptions and product numbers. For details about services and response times in your area, please contact your local Hewlett Packard Enterprise sales office.	

Aruba 2930F 24G PoE+ 4SFP Switch (JL261A)

I/O ports and slots	24 RJ-45 autosensing 10/100/1000 PoE+ ports (IEEE 802.3 Type 10BASE-T, IEEE 802.3u Type 100BASE-TX, IEEE 802.3ab Type 1000BASE-T, IEEE 802.3at PoE+); Duplex: 10BASE-T/100BASE-TX: half or full; 1000BASE-T: full only
	4 SFP
Additional ports and slots	1 dual-personality (RJ-45 or USB micro-B) serial console port

Technical Specifications

Physical characteristics	Dimensions	17.42(w) x 11.98(d) x 1.73(h) in (44.25 x 30.42 x 4.39 cm) (1U height)
	Weight	8.6 lb (3.9 kg)
Memory and processor	Dual Core ARM Coretex A9 @ 1016 MHz, 1 GB DDR3 SDRAM; Packet buffer size: 12.38 MB 4.5MB Ingress/7.785 Egress, 4 GB eMMC	
Performance	1000 Mb Latency	< 3.8 μ s (64-byte packets)
	Throughput	up to 41.7 Mpps
	Switching capacity	56 Gbps
	Routing table size	10000 entries (IPv4), 5000 entries (IPv6)
	MAC address table size	32768 entries
Environment	Operating temperature	32°F to 113°F (0°C to 45°C); up to 5000 Feet, - 0C to 40C (32F to 104F) up to 10000 Feet
	Operating relative humidity	15% to 95% @ 104°F (40°C), noncondensing
	Nonoperating/Storage temperature	-40°F to 158°F (-40°C to 70°C); up to 15000 Feet
	Nonoperating/Storage temperature	15% to 95% @ 149°F (65°C)
	Acoustic	Power: 54.1 dB, Pressure: 40.6 dB
Electrical characteristics	Airflow direction	Side-to-side
	80plus.org Certification	Silver
	Maximum heat dissipation	1518 BTU/hr (1601.49 kJ/hr)
	Voltage	100 - 127 / 200 - 240 VAC, rated
	Current	4.9/2.4 A
	Maximum power rating	445 W
	Idle power	36.8 W
	PoE power	370 W PoE+
	Frequency	50/60 Hz
	Notes	Idle power is the actual power consumption of the device with no ports connected. Maximum power rating and maximum heat dissipation are the worst-case theoretical maximum numbers provided for planning the infrastructure with fully loaded PoE (if equipped), 100% traffic, all ports plugged in, and all modules populated.
Safety	UL 69050-1: 2nd Edition; EN 60950-1:2006 +A11:2009 +A1:2010 +A12:2011+A2:2013; IEC 60950-1:2005 +A1:2009 +A2:2013; CSA 22.2 No. 60950-1-07 2nd; EN 60825-1:2007/IEC 60825-1:2007 Class 1	
Emissions	EN 55022:2010/CISPR 22 Class A; FCC CFR 47 Part 15 Class A; VCCI Class A; ICES-003 Class A; CNS 13438	
Immunity	Generic	EN 55024:2010/CISPR 24

Technical Specifications

	ESD	IEC 61000-4-2:
	Radiated	IEC 61000-4-3
	EFT/Burst	IEC 61000-4-4
	Surge	IEC 61000-4-5
	Conducted	IEC 61000-4-6
	Power frequency magnetic field	IEC 61000-4-8
	Voltage dips and interruptions	IEC 61000-4-11
	Harmonics	IEC/EN 61000-3-2
	Flicker	IEC/EN 61000-3-3
Management	Aruba AirWave Network Management; IMC – Intelligent Management Center; Command-line interface; Web browser; Configuration menu; SNMP manager; Telnet; RMON1; FTP; Out-of-band management (serial RS-232C or micro USB)	
Services	Refer to the Hewlett Packard Enterprise website at http://www.hpe.com/networking/services for details on the service-level descriptions and product numbers. For details about services and response times in your area, please contact your local Hewlett Packard Enterprise sales office.	

Aruba 2930F 48G PoE+ 4SFP Switch (JL262A)

I/O ports and slots	48 RJ-45 autosensing 10/100/1000 PoE+ ports (IEEE 802.3 Type 10BASE-T, IEEE 802.3u Type 100BASE-TX, IEEE 802.3ab Type 1000BASE-T, IEEE 802.3at PoE+); Duplex: 10BASE-T/100BASE-TX: half or full; 1000BASE-T: full only	
	4 SFP	
Additional ports and slots	1 dual-personality (RJ-45 or USB micro-B) serial console port	
Physical characteristics	Dimensions	17.42(w) x 11.98(d) x 1.73(h) in (44.25 x 30.42 x 4.39 cm) (1U height)
	Weight	9.83 lb (4.46 kg)
Memory and processor	Dual Core ARM Cortex @ 1016 MHz, 1 GB DDR3 SDRAM; Packet buffer size: 12.38 MB 4.5MB Ingress/7.875MB Egress, 4 GB eMMC	
Performance	1000 Mb Latency	< 3.8 μ s (64-byte packets)
	Throughput	up to 77.4 Mpps
	Switching capacity	104 Gbps
	Routing table size	10000 entries (IPv4), 5000 entries (IPv6)
	MAC address table size	32768 entries
Environment	Operating temperature	32°F to 113°F (0°C to 45°C); up to 5000 Feet, - 0C to 40C (32F to 104F) up to 10000 Feet
	Operating relative humidity	15% to 95% @ 104°F (40°C), noncondensing
	Nonoperating/Storage temperature	-40°F to 158°F (-40°C to 70°C); up to 15000 Feet
	Nonoperating/Storage humidity	15% to 95% @ 149°F (65°C)

Technical Specifications

Electrical characteristics	Acoustic	Power: 55.7 dB, Pressure: 41.7 dB
	Airflow direction	Side-to-side
	80plus.org Certification	Silver
	Maximum heat dissipation	1566 BTU/hr (1652.13 kJ/hr)
	Voltage	100 - 127 / 200 - 240 VAC, rated
	Current	5.1/2.5 A
	Maximum power rating	459 W
	Idle power	48.6 W
	PoE power	370 W PoE+
	Frequency	50/60 Hz
Notes		<p>Idle power is the actual power consumption of the device with no ports connected.</p> <p>Maximum power rating and maximum heat dissipation are the worst-case theoretical maximum numbers provided for planning the infrastructure with fully loaded PoE (if equipped), 100% traffic, all ports plugged in, and all modules populated.</p>
Safety	UL 60950-1: 2nd Edition; EN 60950-1:2006 +A11:2009 +A1:2010 +A12:2011+A2:2013; IEC 60950-1:2005 +A1:2009 +A2:2013; CSA 22.2 No. 60950-1-07 2nd; EN 60825-1:2007/IEC 60825-1:2007 Class 1	
Emissions	EN 55022:2010/CISPR 22 Class A; FCC CFR 47 Part 15 Class A; VCCI Class A; ICES-003 Class A; CNS 13438	
Immunity	Generic	EN 55024:2010/CISPR 24
	ESD	IEC 61000-4-2
	Radiated	IEC 61000-4-3
	EFT/Burst	IEC 61000-4-4
	Surge	IEC 61000-4-5
	Conducted	IEC 61000-4-6
	Power frequency magnetic field	IEC 61000-4-8
	Voltage dips and interruptions	IEC 61000-4-11
	Harmonics	IEC/EN 61000-3-2
	Flicker	IEC/EN 61000-3-3
Management	Aruba AirWave Network Management; IMC – Intelligent Management Center; Command-line interface; Web browser; Configuration menu; SNMP manager; Telnet; RMON1; FTP; Out-of-band management (serial RS-232C or micro USB)	
Services	Refer to the Hewlett Packard Enterprise website at http://www.hpe.com/networking/services for details on the service-level descriptions and product numbers. For details about services and response times in your area, please contact your local Hewlett Packard Enterprise sales office.	

Technical Specifications

Standards and protocols (applies to all products in series)

Denial of service protection CPU DoS Protection

Device Management RFC 1155 Structure and Mgmt Information (SMIv1)
RFC 1157 SNMPv1/v2c
RFC 1591 DNS (client)
RFC 1901 (Community based SNMPv2)
RFC 1901-1907 SNMPv2c, SMIv2 and Revised MIB-II
RFC 1908 (SNMP v1/2 Coexistence)
RFC 2576 (Coexistence between SNMP V1, V2, V3)
RFC 2578-2580 SMIv2
RFC 2579 (SMIv2 Text Conventions)
RFC 2580 (SMIv2 Conformance)
RFC 2819 (RMON groups Alarm, Event, History and Statistics only)
RFC 3416 (SNMP Protocol Operations v2)
RFC 3417 (SNMP Transport Mappings)
HTML and telnet management
HTTP, SSHv1, and Telnet
Multiple Configuration Files
Multiple Software Images
SNMP v3 and RMON RFC support
SSHv1/SSHv2 Secure Shell
TACACS/TACACS+
Web UI

General Protocols IEEE 802.1AX-2008 Link Aggregation
IEEE 802.1D MAC Bridges
IEEE 802.1p Priority
IEEE 802.1Q VLANs
IEEE 802.1s Multiple Spanning Trees
IEEE 802.1v VLAN classification by Protocol and Port
IEEE 802.1w Rapid Reconfiguration of Spanning Tree
IEEE 802.3ab 1000BASE-T
IEEE 802.3ad Link Aggregation Control Protocol (LACP)
IEEE 802.3af Power over Ethernet
IEEE 802.3at PoE+
IEEE 802.3az Energy Efficient Ethernet
IEEE 802.3x Flow Control
RFC 768 UDP
RFC 783 TFTP Protocol (revision 2)
RFC 792 ICMP
RFC 793 TCP
RFC 826 ARP
RFC 854 TELNET
RFC 868 Time Protocol

Technical Specifications

RFC 951 BOOTP
RFC 1058 RIPv1
RFC 1256 ICMP Router Discovery Protocol (IRDP)
RFC 1350 TFTP Protocol (revision 2)
RFC 1519 CIDR
RFC 1542 BOOTP Extensions
RFC 1918 Address Allocation for Private Internet
RFC 2030 Simple Network Time Protocol (SNTP) v4
RFC 2131 DHCP
RFC 2236 IGMP Snooping
RFC 2453 RIPv2
RFC 2865 Remote Authentication Dial In User Service (RADIUS)
RFC 2866 RADIUS Accounting
RFC 3046 DHCP Relay Agent Information Option
RFC 3411 An Architecture for Describing Simple Network Management Protocol (SNMP) Management Frameworks
RFC 3412 Message Processing and Dispatching for the Simple Network Management Protocol (SNMP)
RFC 3413 Simple Network Management Protocol (SNMP) Applications
RFC 3414 User-based Security Model (USM) for version 3 of the Simple Network Management Protocol (SNMPv3)
RFC 3415 View-based Access Control Model (VACM) for the Simple Network Management Protocol (SNMP)
RFC 3416 Protocol Operations for SNMP
RFC 3417 Transport Mappings for the Simple Network Management Protocol (SNMP)
RFC 3418 Management Information Base (MIB) for the Simple Network Management Protocol (SNMP)
RFC 3575 IANA Considerations for RADIUS
RFC 3576 Ext to RADIUS (CoA only)
RFC 4541 Considerations for Internet Group Management Protocol (IGMP) and Multicast Listener Discovery (MLD) Snooping Switches
RFC 4675 RADIUS VLAN & Priority
RFC 4861 Neighbor Discovery for IP version 6 (IPv6)
RFC 4862 IPv6 Stateless Address Autoconfiguration
RFC 5905 Network Time Protocol Version 4: Protocol and Algorithms Specification
UDLD (Uni-directional Link Detection)

IP Multicast

RFC 1112 IGMP
RFC 2236 IGMPv2
RFC 2710 Multicast Listener Discovery (MLD) for IPv6
RFC 3376 IGMPv3
RFC 4541 Considerations for Internet Group Management Protocol (IGMP) and Multicast Listener Discovery (MLD) Snooping Switches

IPv6

RFC 1981 IPv6 Path MTU Discovery
RFC 2080 RIPng for IPv6
RFC 2081 RIPng Protocol Applicability Statement
RFC 2082 RIP-2 MD5
RFC 2460 IPv6 Specification

Technical Specifications

RFC 2464 Transmission of IPv6 over Ethernet Networks
RFC 2710 Multicast Listener Discovery (MLD) for IPv6
RFC 2925 Definitions of Managed Objects for Remote Ping, Traceroute, and Lookup Operations (Ping only)
RFC 2925 Remote Operations MIB (Ping only)
RFC 3019 MLDv1 MIB
RFC 3315 DHCPv6 (client and relay)
RFC 3484 Default Address Selection for IPv6
RFC 3513 IPv6 Addressing Architecture
RFC 3596 DNS Extension for IPv6
RFC 3810 MLDv2 for IPv6
RFC 4022 MIB for TCP
RFC 4113 MIB for UDP
RFC 4251 SSHv6 Architecture
RFC 4252 SSHv6 Authentication
RFC 4253 SSHv6 Transport Layer
RFC 4254 SSHv6 Connection
RFC 4291 IP Version 6 Addressing Architecture
RFC 4293 MIB for IP
RFC 4419 Key Exchange for SSH
RFC 4443 ICMPv6
RFC 4541 IGMP & MLD Snooping Switch
RFC 4861 IPv6 Neighbor Discovery
RFC 4862 IPv6 Stateless Address Auto-configuration
RFC 5095 Deprecation of Type 0 Routing Headers in IPv6
RFC 6620 FCFS SAVI
draft-ietf-savi-mix

MIBs

IEEE 802.1ap (MSTP and STP MIB's only)
IEEE 8021-Bridge-MIB (2008)
IEEE 8021-Q-Bridge-MIB (2008)
RFC 1155 Structure & ID of Mgmt Info for TCP/IP Internets
RFC 1156 (TCP/IP MIB)
RFC 1157 A Simple Network Management Protocol (SNMP)
RFC 1213 MIB II
RFC 1493 Bridge MIB
RFC 1724 RIPv2 MIB
RFC 2021 RMONv2 MIB
RFC 2578 Structure of Management Information Version 2 (SMIv2)
RFC 2579 Textual Conventions for SMIv2
RFC 2580 Conformance Statements for SMIv2
RFC 2613 SMON MIB
RFC 2618 RADIUS Client MIB
RFC 2620 RADIUS Accounting MIB
RFC 2665 Ethernet-Like-MIB
RFC 2668 802.3 MAU MIB
RFC 2674 802.1p and IEEE 802.1Q Bridge MIB
RFC 2737 Entity MIB (Version 2)
RFC 2819 RMON MIB
RFC 2863 The Interfaces Group MIB
RFC 2925 Ping MIB

Technical Specifications

	<ul style="list-style-type: none">RFC 2932 IP (Multicast Routing MIB)RFC 2933 IGMP MIBRFC 3414 SNMP-User based-SM MIBRFC 3415 SNMP-View based-ACM MIBRFC 3417 Simple Network Management Protocol (SNMP) over IEEE 802 NetworksRFC 3418 MIB for SNMPv3RFC 4836 Managed Objects for 802.3 Medium Attachment Units (MAU)
Network Management	<ul style="list-style-type: none">IEEE 802.1AB Link Layer Discovery Protocol (LLDP)RFC 1155 Structure of Management InformationRFC 1157 SNMPv1RFC 2021 Remote Network Monitoring Management Information Base Version 2 using SMIv2RFC 2576 Coexistence between SNMP versionsRFC 2578 Structure of Management Information Version 2 (SMIv2)RFC 2579 Textual Conventions for SMIv2RFC 2580 Conformance Statements for SMIv2RFC 2819 Four groups of RMON: 1 (statistics), 2 (history), 3 (alarm) and 9 (events)RFC 2819 Remote Network Monitoring Management Information BaseRFC 2856 Textual Conventions for Additional High Capacity Data TypesRFC 2925 Definitions of Managed Objects for Remote Ping, Traceroute, and Lookup OperationsRFC 3164 BSD syslog ProtocolRFC 3176 sFlowRFC 3411 SNMP Management FrameworksRFC 3412 Message Processing and Dispatching for the Simple Network Management Protocol (SNMP)RFC 3413 Simple Network Management Protocol (SNMP) ApplicationsRFC 3414 User-based Security Model (USM) for version 3 of the Simple Network Management Protocol (SNMPv3)RFC 3415 View-based Access Control Model (VACM) for the Simple Network Management Protocol (SNMP)RFC 3418 Management Information Base (MIB) for the Simple Network Management Protocol (SNMP)RFC 5424 Syslog ProtocolANSI/TIA-1057 LLDP Media Endpoint Discovery (LLDP-MED)SNMPv1/v2c/v3XRMON
QoS/CoS	<ul style="list-style-type: none">IEEE 802.1p (CoS)RFC 2474 DiffServ Precedence, including 8 queues/portRFC 2475 DiffServ ArchitectureRFC 2597 DiffServ Assured Forwarding (AF)RFC 2598 DiffServ Expedited Forwarding (EF)Ingress Rate Limiting
Security	<ul style="list-style-type: none">IEEE 802.1X Port Based Network Access ControlRFC 1321 The MD5 Message-Digest AlgorithmRFC 1334 PPP Authentication Protocols (PAP)RFC 1492 An Access Control Protocol, Sometimes Called TACACS

Technical Specifications

- RFC 1492 TACACS+
- RFC 1994 PPP Challenge Handshake Authentication Protocol (CHAP)
- RFC 2082 RIP-2 MD5 Authentication
- RFC 2104 Keyed-Hashing for Message Authentication
- RFC 2138 RADIUS Authentication
- RFC 2139 RADIUS Accounting
- RFC 2246 Transport Layer Security (TLS)
- RFC 2548 Microsoft Vendor-specific RADIUS Attributes
- RFC 2618 RADIUS Authentication Client MIB
- RFC 2620 RADIUS Accounting Client MIB
- RFC 2716 PPP EAP TLS Authentication Protocol
- RFC 2818 HTTP Over TLS
- RFC 2865 RADIUS (client only)
- RFC 2865 RADIUS Authentication
- RFC 2866 RADIUS Accounting
- RFC 2867 RADIUS Accounting Modifications for Tunnel Protocol Support
- RFC 2868 RADIUS Attributes for Tunnel Protocol Support
- RFC 2869 RADIUS Extensions
- RFC 2882 NAS Requirements: Extended RADIUS Practices
- RFC 3162 RADIUS and IPv6
- RFC 3576 Dynamic Authorization Extensions to RADIUS
- RFC 3579 RADIUS Support For Extensible Authentication Protocol (EAP)
- RFC 3580 IEEE 802.1X RADIUS
- RFC 3580 IEEE 802.1X Remote Authentication Dial In User Service (RADIUS)
- Usage Guidelines
- RFC 4576 RADIUS Attributes
- Access Control Lists (ACLs)
- draft-grant-tacacs-02 (TACACS)
- Guest VLAN for 802.1X
- MAC Authentication
- MAC Lockdown
- MAC Lockout
- Port Security
- Secure Sockets Layer (SSL)
- SSHv2 Secure Shell
- Web Authentication

Accessories

Aruba 2930F Switch Series accessories

Transceivers

HPE X111 100M SFP LC FX Transceiver	J9054C
HPE X121 1G SFP LC SX Transceiver	J4858C
HPE X121 1G SFP LC LX Transceiver	J4859C
HPE X121 1G SFP LC LH Transceiver	J4860C
HPE X121 1G SFP RJ45 T Transceiver	J8177C
HPE X132 10G SFP+ LC SR Transceiver	J9150A
HPE X132 10G SFP+ LC LR Transceiver	J9151A
HPE X132 10G SFP+ LC ER Transceiver	J9153A
HPE X242 10G SFP+ to SFP+ 1m Direct Attach Copper Cable	J9281B
HPE X242 10G SFP+ to SFP+ 3m Direct Attach Copper Cable	J9283B

Cables

HPE LC to LC Multi-mode OM3 2-Fiber 0.5m 1-Pack Fiber Optic Cable	AJ833A
HPE LC to LC Multi-mode OM3 2-Fiber 1.0m 1-Pack Fiber Optic Cable	AJ834A
HPE LC to LC Multi-mode OM3 2-Fiber 2.0m 1-Pack Fiber Optic Cable	AJ835A
HPE LC to LC Multi-mode OM3 2-Fiber 5.0m 1-Pack Fiber Optic Cable	AJ836A
HPE LC to LC Multi-mode OM3 2-Fiber 15.0m 1-Pack Fiber Optic Cable	AJ837A
HPE LC to LC Multi-mode OM3 2-Fiber 30.0m 1-Pack Fiber Optic Cable	AJ838A
HPE LC to LC Multi-mode OM3 2-Fiber 50.0m 1-Pack Fiber Optic Cable	AJ839A
HPE Premier Flex LC/LC Multi-mode OM4 2 fiber 1m Cable	QK732A
HPE Premier Flex LC/LC Multi-mode OM4 2 fiber 2m Cable	QK733A
HPE Premier Flex LC/LC Multi-mode OM4 2 fiber 5m Cable	QK734A
HPE Premier Flex LC/LC Multi-mode OM4 2 fiber 15m Cable	QK735A
HPE Premier Flex LC/LC Multi-mode OM4 2 fiber 30m Cable	QK736A
HPE Premier Flex LC/LC Multi-mode OM4 2 fiber 50m Cable	QK737A

Aruba 2930F 24G 4SFP+ Switch (JL253A)

HPE X410 1U Universal 4-post Rackmount Kit	J9583A
--	--------

Aruba 2930F 48G 4SFP+ Switch (JL254A)

HPE X410 1U Universal 4-post Rackmount Kit	J9583A
--	--------

Aruba 2930F 24G PoE+ 4SFP+ Switch (JL255A)

HPE X410 1U Universal 4-post Rackmount Kit	J9583A
--	--------

Aruba 2930F 48G PoE+ 4SFP+ Switch (JL256A)



Accessories

HPE X410 1U Universal 4-post Rackmount Kit	J9583A
Aruba 2930F 8G PoE+ 2SFP+ Switch (JL258A)	
Aruba 2930F 8-port Cable Guard	JL311A
Aruba 2930F 8-port Power Shelf	JL312A
Aruba 2930F 24G 4SFP Switch (JL259A)	
HPE X410 1U Universal 4-post Rackmount Kit	J9583A
Aruba 2930F 48G 4SFP Switch (JL260A)	
HPE X410 1U Universal 4-post Rackmount Kit	J9583A
Aruba 2930F 24G PoE+ 4SFP Switch (JL261A)	
HPE X410 1U Universal 4-post Rackmount Kit	J9583A
Aruba 2930F 48G PoE+ 4SFP Switch (JL262A)	
HPE X410 1U Universal 4-post Rackmount Kit	J9583A

Accessory Product Details

NOTE: Details are not available for all accessories. The following specifications were available at the time of publication.

<p>Aruba 2930F 8-port Cable Guard (JL311A)</p> <p>The Cable Guard secures cables that are connected to the switch and provides extra security against theft or tampering with the switch and its cables after it is installed</p>	Product Type	Mounting Kit
	Physical characteristics	<p>Dimensions: 1.42(w) x 4.33(d) x 0.69(h) in (3.6 x 11 x 1.75 cm)</p> <p>Weight: 1.28 lb (0.58 kg)</p>
	Notes	<p>Dimensions: 10.94" x 3.62" x 1.69" or 27.8cm x 9.2cm x 4.3cm w/ears 10.94" x 1.69" x 1.69" or 27.8cm x 4.3cm x 4.3cm without ears</p> <p>Weight: 1.262 lbs or 57 kg (including faceplate, ears, and screws) 1.026 lbs or . 47 kg (faceplate only)</p>
	Warranty	<p>Limited Lifetime Warranty: See http://www.hpe.com/networking/warrantysummary for warranty and support information included with your product purchase.</p>
	Services	<p>Refer to the Hewlett Packard Enterprise website at http://www.hpe.com/networking/services for details on the service-level descriptions and product numbers. For details about services and response times in your area, please contact your local Hewlett Packard Enterprise sales office.</p>

<p>Aruba 2930F 8-port Power Shelf (JL312A)</p> <p>An easy-to-use solution for attaching the external power adapter to any of the Aruba 2530 8-port switches.</p>	Product Type	Mounting Kit
	Physical characteristics	<p>Dimensions: 10.75(w) x 6(d) x 2(h) in (27.31 x 15.24 x 5.08 cm)</p> <p>Weight: 0.93 lb (0.42 kg)</p>
	Overall Positioning Statement	<p>The Aruba 2930F 8-port Power Shelf provides an easy to use solution for attaching the external power adapter to the Aruba 2930F 8G 2SFP+ PoE+ Switch. The power adapter shelf can be quickly attached on the rear of the Aruba 2930F 8G PoE+ 2SFP+ Switch and the adapter fit into place. This power adapter shelf is designed for wall, table or rack deployments.</p>
	Key Features	<ul style="list-style-type: none"> • Quickly attach external power adapter to 8 port switch • Designed for use with Aruba 2930F 8G PoE+ 2SFP+ Switch
	Notes	<p>The Aruba 2930F 8-port Power Shelf is an accessory for the Aruba 2930F 8G PoE+ 2SFP+ Switch. The shelf mounts on the back of the switch providing a place to hold the external power adapter.</p>
	Warranty	<p>Limited Lifetime Warranty: See http://www.hpe.com/networking/warrantysummary for warranty and support information included with your product purchase.</p>

Accessory Product Details

Services		Refer to the Hewlett Packard Enterprise website at http://www.hpe.com/networking/services for details on the service-level descriptions and product numbers. For details about services and response times in your area, please contact your local Hewlett Packard Enterprise sales office.
<hr/>		
HPE X121 1G SFP LC SX Transceiver (J4858C)	Ports	1 LC 1000BASE-SX port; Duplex: full only
A small form-factor pluggable (SFP) Gigabit SX transceiver that provides a full-duplex Gigabit solution up to 550 m on multimode fiber.	Physical characteristics	Dimensions: 2.24(d) x 0.54(w) x 0.48(h) in. (5.69 x 1.37 x 1.22 cm) Weight: 0.04 lb. (0.02 kg) Transceiver form factor: SFP
	Environment	Operating temperature: 32°F to 158°F (0°C to 70°C) Operating relative humidity: 5% to 85%, noncondensing Nonoperating/Storage temperature: -40°F to 203°F (-40°C to 85°C) Altitude: up to 10,000 ft. (3 km)
	Electrical characteristics	Power consumption typical: 0.4 W Power consumption maximum: 0.7 W
	Cabling	Type: <ul style="list-style-type: none">62.5/125 µm or 50/125 µm (core/cladding) diameter, graded-index, low metal content, multimode fiber optic, complying with ITU-T G.651 and ISO/IEC 793-2 Type A1b or A1a, respectively; Maximum distance: <ul style="list-style-type: none">2-220 m (62.5 µm core diameter, 160 MHz*km bandwidth)2-275 m (62.5 µm core diameter, 200 MHz*km bandwidth)2-500 m (50 µm core diameter, 400 MHz*km bandwidth)2-550 m (50 µm core diameter, 500 MHz*km bandwidth) Cable length: 2-550m Fiber type: Multi Mode
	Services	Refer to the Hewlett Packard Enterprise website at http://www.hpe.com/networking/services for details on the service-level descriptions and product numbers. For details about services and response times in your area, please contact your local Hewlett Packard Enterprise sales office.

Accessory Product Details

HPE X121 1G SFP LC LX Transceiver (J4859C)	Ports	1 LC 1000BASE-LX port (IEEE 802.3z Type 1000BASE-LX); Duplex: full only
HPE X121 1G SFP LC LX Transceiver: An SFP format gigabit transceiver with LC connectors using LX technology.	Physical characteristics	Dimensions: 2.24(d) x 0.54(w) x 0.486(h) in. (5.69 x 1.37 x 1.23 cm) Weight: 0.04 lb. (0.02 kg)
	Environment	Operating temperature: 32°F to 158°F (0°C to 70°C) Operating relative humidity: 0% to 85%, noncondensing Nonoperating/Storage temperature: -40°F to 212°F (-40°C to 100°C)
	Cabling	Altitude: up to 10,000 ft. (3 km) Type: <ul style="list-style-type: none">• Either single mode or multimode; 62.5/125 µm or 50/125 µm (core/cladding) diameter, graded-index, low metal content, multimode fiber optic, complying with ITU-T G.651 and ISO/IEC 793-2 Type A1b or A1a, respectively; Low metal content, single-mode fiber-optic, complying with ITU-T G.652 and ISO/IEC 793-2 Type B1;
		Maximum distance: <ul style="list-style-type: none">• 2-550 m (multimode 62.5 µm core diameter, 500 MHz*km bandwidth)• 2-550 m (multimode 50 µm core diameter, 400 MHz*km bandwidth)• 2-550 m (multimode 50 µm core diameter, 500 MHz*km bandwidth)• 2-10,000 m (single-mode fiber)
	Notes	A mode conditioning patch cord may be needed in some multimode fiber installations. Wavelength: 1310nm Power Consumption: < 500mW Typical
	Services	Refer to the Hewlett Packard Enterprise website at http://www.hpe.com/networking/services for details on the service-level descriptions and product numbers. For details about services and response times in your area, please contact your local Hewlett Packard Enterprise sales office.

Accessory Product Details

HPE X121 1G SFP LC LH Transceiver (J4860C)	Ports	1 LC 1000BASE-LH port (no IEEE standard exists for 1550 nm optics); Duplex: full only
A small form-factor pluggable (SFP) Gigabit LH transceiver that provides a full-duplex Gigabit solution up to 70 km on single-mode fiber.	Physical characteristics	Dimensions: 2.17(d) x 0.60(w) x 0.46(h) in. (5.5 x 1.53 x 1.18 cm) Weight: 0.04 lb. (0.02 kg)
	Environment	Operating temperature: -40°F to 185°F (-40°C to 85°C) Operating relative humidity: 0% to 95% @ 77°F (25°C), noncondensing Nonoperating/Storage temperature: -40°F to 185°F (-40°C to 85°C)
	Cabling	Altitude: up to 10,000 ft. (3 km) Cable type: <ul style="list-style-type: none"> Low metal content, single-mode fiber-optic, complying with ITU-T G.652 and ISO/IEC 793-2 Type B1; Maximum distance: <ul style="list-style-type: none"> 10-70,000 m (single-mode fiber)
	Notes	Power consumption is 0.8 watts typical with 1 watt maximum at 100% utilization. For distances less than 20 km, a 10 dB attenuator must be used. For distances between 20 km and 40 km, a 5 dB attenuator must be used. Attenuators can be purchased from most cable vendors.
	Services	Refer to the Hewlett Packard Enterprise website at http://www.hpe.com/networking/services for details on the service-level descriptions and product numbers. For details about services and response times in your area, please contact your local Hewlett Packard Enterprise sales office.

HPE X111 100M SFP LC FX Transceiver (J9054C)	Ports	1 LC 100BASE-FX port (IEEE 802.3u Type 100BASE-FX); Duplex: half or full
HP X111 100M SFP LC FX Transceiver: An SFP format 100-megabit transceiver with LC connectors using FX technology.	Physical characteristics	Dimensions: 2.7(d) x 0.54(w) x 0.48(h) in. (6.86 x 1.38 x 1.22 cm) Weight: 0.06 lb. (0.03 kg)
	Environment	Operating temperature: 32°F to 158°F (0°C to 70°C) Operating relative humidity: 5% to 95% Nonoperating/Storage temperature: -40°F to 185°F (-40°C to 85°C) Nonoperating/Storage relative humidity: 5% to 85%
	Cabling	Altitude: up to 10,000 ft. (3 km) Cable type: 62.5/125 μ m or 50/125 μ m (core/cladding) diameter, graded-index, low metal content, multimode fiber optic, complying with ITU-T G.651 and ISO/IEC 793-2 Type A1b or A1a, respectively; Maximum distance: 2 km (full duplex) or 412 m (half duplex)

Accessory Product Details

Notes	Transmitter wavelength: 1310nm Power consumption is 1.1 watt maximum. For supported platforms and minimum software requirements to support this product, see the document titled "Support for the J9054C 100-FX SFP-LC Transceiver" on the "ProCurve Mini-GBICs and SFPs" Manuals Web page.
Services	Refer to the Hewlett Packard Enterprise website at http://www.hpe.com/networking/services for details on the service-level descriptions and product numbers. For details about services and response times in your area, please contact your local Hewlett Packard Enterprise sales office.
HPE LC to LC Multimode OM3 2-Fiber 0.5m 1-Pack Fiber Optic Cable (AJ833A)	Cabling
	Cable type: 50/125 µm (core/cladding) diameter, multimode fiber optic, with effective modal bandwidth of 2000 MHz/km as detailed in TIA-492AAAC for distances of up to 300 m Maximum distance: 10Gbps Transfer Rate (Ethernet): 300m
	Notes
	Cable Specs: Tight buffered duplex fiber optic multimode OM3 50/125 µm fiber optic cable and Ethernet assembly with LC duplex connectors on one end and LC duplex connectors on other end. <ul style="list-style-type: none">• Dimensions: Core diameter: 50 ± 3.0µm Cladding diameter: 125 ± 2.0µm Coating diameter: 245 ± 10µm• Optical glass: Bandwidth: For LED sources: 1500/500 MHz-km @850/1300nm.• Optical glass: Bandwidth: For Laser sources: 2000/500 MHz-km @850/1300nm. VCSEL Laser sources: 600 / 600 meters @850/1300nm for Gigabit Ethernet compliant links.• CABLE: The cable is duplex zipcord graded index 50/125µm multimode optical fiber and designed to work in both the 850 and 1300 nm wavelength windows.• BULK CABLE & CABLE ASSEMBLY CONFIGURATION:• Jacket Material: Riser Grade - Low Smoke Zero Halogen thermoplastic.• Jacket Color: Aqua for OM3 multimode per TIA 598• Boot Color: White• Insertion Loss: less than 0.5 dB @ 850 with LED source, 0.003 dB/M added for lengths > 30 meters.• Maximum Cable attenuation: 3.0 dB/km @ 850 nm, 1.0 dB/Km @ 1310 nm @ 23°C as tested in accordance with EIA 455-46.• Weight: Air Packed Weight: 1 LB Net Weight: 0.454Kg



Accessory Product Details

Services

Refer to the Hewlett Packard Enterprise website at <http://www.hpe.com/networking/services> for details on the service-level descriptions and product numbers. For details about services and response times in your area, please contact your local Hewlett Packard Enterprise sales office.

HPE Premier Flex LC/LC Notes
Multi-mode OM4 2 fiber
1m Cable (QK732A)

Cable Specs: Graded-index, "bendable" fiber optic multimode OM3+ 50/125um duplex cable and Ethernet assembly with LC duplex connectors on each end.

Core Diameter: 50um \pm 3um, Cladding diameter: 125um \pm 2um; Coating diameter: 245 \pm 10um

Bandwidth: 3000 MHz-km @ 850nm (Laser)

Jacket Color: Blue

Jacket Material: Riser Grade – Low Smoke Zero Halogen (LSZH) thermoplastic

Boot Color: White

Outer Jacket Print: HPE PremierFlex OM3+ Fiber Optic Cable, 50/125um, Type OFNR (UL), LSZH, cUL, OFN FT4, ROHS. Cable also has a longitudinal white stripe that runs the entire length of the cable.

Insertion Loss: Less than 0.5dB @ 850nm with LED source, 0.003dB/m added for lengths >30m

Maximum Cable Attenuation: 3.0 dB/km @ 850nm, 1.0 dB/km @ 1310nm @ 23°C as tested in accordance with EIA 455-45

Services

Refer to the Hewlett Packard Enterprise website at <http://www.hpe.com/networking/services> for details on the service-level descriptions and product numbers. For details about services and response times in your area, please contact your local Hewlett Packard Enterprise sales office.

HPE Premier Flex LC/LC Notes
Multi-mode OM4 2 fiber
2m Cable (QK733A)

Cable Specs: Graded-index, "bendable" fiber optic multimode OM3+ 50/125um duplex cable and Ethernet assembly with LC duplex connectors on each end.

Core diameter: 50um \pm 3um, Cladding diameter: 125um \pm 2um; Coating diameter: 245 \pm 10um

Bandwidth: 3000 MHz-km @ 850nm (Laser)

Jacket Color: Blue

Jacket Material: Riser Grade – Low Smoke Zero Halogen (LSZH) thermoplastic

Boot Color: White

Outer Jacket Print: HPE PremierFlex OM3+ Fiber Optic Cable, 50/125um, Type OFNR (UL), LSZH, cUL, OFN FT4, ROHS. Cable also has a longitudinal white stripe that runs the entire length of the cable.

Insertion Loss: Less than 0.5dB @ 850nm with LED source, 0.003dB/m added for lengths >30m

Maximum Cable Attenuation: 3.0 dB/km @ 850nm, 1.0 dB/km @ 1310nm @ 23°C as tested in accordance with EIA 455-45

Accessory Product Details

Services

Refer to the Hewlett Packard Enterprise website at <http://www.hpe.com/networking/services> for details on the service-level descriptions and product numbers. For details about services and response times in your area, please contact your local Hewlett Packard Enterprise sales office.

HPE Premier Flex LC/LC Notes
Multi-mode OM4 2 fiber
5m Cable (QK734A)

Cable Specs: Graded-index, "bendable" fiber optic multimode OM3+ 50/125um duplex cable and Ethernet assembly with LC duplex connectors on each end.

Core diameter: 50um \pm 3um, Cladding diameter: 125um \pm 2um; Coating diameter: 245 \pm 10um

Bandwidth: 3000 MHz-km @ 850nm (Laser)

Jacket Color: Blue

Jacket Material: Riser Grade – Low Smoke Zero Halogen (LSZH) thermoplastic

Boot Color: White

Outer Jacket Print: HPE PremierFlex OM3+ Fiber Optic Cable, 50/125um, Type OFNR (UL), LSZH, cUL, OFN FT4, ROHS. Cable also has a longitudinal white stripe that runs the entire length of the cable. Insertion Loss: Less than 0.5dB @ 850nm with LED source, 0.003dB/m added for lengths >30m

Maximum Cable Attenuation: 3.0 dB/km @ 850nm, 1.0 dB/km @ 1310nm @ 23°C as tested in accordance with EIA 455-45

Services

Refer to the Hewlett Packard Enterprise website at <http://www.hpe.com/networking/services> for details on the service-level descriptions and product numbers. For details about services and response times in your area, please contact your local Hewlett Packard Enterprise sales office.

HPE Premier Flex LC/LC Notes
Multi-mode OM4 2 fiber
15m Cable (QK735A)

Cable Specs: Graded-index, "bendable" fiber optic multimode OM3+ 50/125um duplex cable and Ethernet assembly with LC duplex connectors on each end.

Core diameter: 50um \pm 3um, Cladding diameter: 125um \pm 2um; Coating diameter: 245 \pm 10um

Bandwidth: 3000 MHz-km @ 850nm (Laser)

Jacket Color: Blue

Jacket Material: Riser Grade – Low Smoke Zero Halogen (LSZH) thermoplastic

Boot Color: White

Outer Jacket Print: HPE PremierFlex OM3+ Fiber Optic Cable, 50/125um, Type OFNR (UL), LSZH, cUL, OFN FT4, ROHS. Cable also has a longitudinal white stripe that runs the entire length of the cable. Insertion Loss: Less than 0.5dB @ 850nm with LED source, 0.003dB/m added for lengths >30m

Maximum Cable Attenuation: 3.0 dB/km @ 850nm, 1.0 dB/km @ 1310nm @ 23°C as tested in accordance with EIA 455-45

Accessory Product Details

Services

Refer to the Hewlett Packard Enterprise website at <http://www.hpe.com/networking/services> for details on the service-level descriptions and product numbers. For details about services and response times in your area, please contact your local Hewlett Packard Enterprise sales office.

HPE Premier Flex LC/LC Notes
Multi-mode OM4 2 fiber
30m Cable (QK736A)

Cable Specs: Graded-index, "bendable" fiber optic multimode OM3+ 50/125um duplex cable and Ethernet assembly with LC duplex connectors on each end.

Core diameter: 50um \pm 3um, Cladding diameter: 125um \pm 2um; Coating diameter: 245 \pm 10um

Bandwidth: 3000 MHz-km @ 850nm (Laser)

Jacket Color: Blue

Jacket Material: Riser Grade – Low Smoke Zero Halogen (LSZH) thermoplastic

Boot Color: White

Outer Jacket Print: HPE PremierFlex OM3+ Fiber Optic Cable, 50/125um, Type OFNR (UL), LSZH, cUL, OFN FT4, ROHS. Cable also has a longitudinal white stripe that runs the entire length of the cable. Insertion Loss: Less than 0.5dB @ 850nm with LED source, 0.003dB/m added for lengths >30m

Maximum Cable Attenuation: 3.0 dB/km @ 850nm, 1.0 dB/km @ 1310nm @ 23°C as tested in accordance with EIA 455-45

Services

Refer to the Hewlett Packard Enterprise website at <http://www.hpe.com/networking/services> for details on the service-level descriptions and product numbers. For details about services and response times in your area, please contact your local Hewlett Packard Enterprise sales office.

HPE Premier Flex LC/LC Notes
Multi-mode OM4 2 fiber
50m Cable (QK737A)

Cable Specs: Graded-index, "bendable" fiber optic multimode OM3+ 50/125um duplex cable and Ethernet assembly with LC duplex connectors on each end.

Core diameter: 50um \pm 3um, Cladding diameter: 125um \pm 2um; Coating diameter: 245 \pm 10um

Bandwidth: 3000 MHz-km @ 850nm (Laser)

Jacket Color: Blue

Jacket Material: Riser Grade – Low Smoke Zero Halogen (LSZH) thermoplastic

Boot Color: White

Outer Jacket Print: HPE PremierFlex OM3+ Fiber Optic Cable, 50/125um, Type OFNR (UL), LSZH, cUL, OFN FT4, ROHS. Cable also has a longitudinal white stripe that runs the entire length of the cable. Insertion Loss: Less than 0.5dB @ 850nm with LED source, 0.003dB/m added for lengths >30m

Maximum Cable Attenuation: 3.0 dB/km @ 850nm, 1.0 dB/km @ 1310nm @ 23°C as tested in accordance with EIA 455-45





Accessory Product Details

Services

Refer to the Hewlett Packard Enterprise website at <http://www.hpe.com/networking/services> for details on the service-level descriptions and product numbers. For details about services and response times in your area, please contact your local Hewlett Packard Enterprise sales office.

Summary of Changes

Date	Version History	Action	Description of Change:
24-June-2016	From Version 1 to 2	Changed	Updated B2E Attribute Description for all switches on the Configuration section.
06-Jun-2016	Version 1	Creation	Document creation

   
[Sign up for updates](#)

© Copyright 2016 Hewlett Packard Enterprise Development LP. The information contained herein is subject to change without notice. The only warranties for Hewlett Packard Enterprise products and services are set forth in the express warranty statements accompanying such products and services. Nothing herein should be construed as constituting an additional warranty. Hewlett Packard Enterprise shall not be liable for technical or editorial errors or omissions contained herein.

To learn more, visit: <http://www.hpe.com/networking>

c05052929 - 15576 - Worldwide - V2 - 24-June-2016

